



Administrative Office
of the United States Courts
Department of Technology Services

CJA eVoucher

Attorney User Manual

Release 6.4

December

2020



Contents

Nota Bene: Edit Before Using!	3
Introduction	4
Panel Management	4
Voucher and Authorization Request Submission	4
Browser Compatibility	4
Forgotten or Expired Passwords	14
Locked Accounts	17
Navigating in the CJA eVoucher Program	20
Customizing the Home Page	20
Accessing Single Login Profile (SLP)	22
Account Information	22
Modifying Your Name	23
Updating Your Email Address	23
Updating Your Password	24
Updating Your Security Questions	25
Linked eVoucher Accounts	26
Link Your eVoucher Accounts to Your Single Login Profile (SLP)	27
Court Profile	28
Attorney Info	30
Billing Info	31
Holding Period	32
Continuing Legal Education (CLE)	33
Appointments' List	35
View Representation	36
Creating the CJA-20 Voucher	37
Entering Services	38
Entering Expenses	40
Claim Status	42
Documents	44
Signing and Submitting to Court	45
CJA-20 Quick Review Panel	47
Reports and Case Management	48
Defendant Detailed Budget Report	49
Defendant Summary Budget Report	50
Creating a CJA-21 Voucher	51

Submitting an Authorization Request for Expert Services..... 58

Creating an Authorization for Transcripts (AUTH-24)..... 62

Creating a CJA-24 Voucher..... 65

Creating a Travel Voucher..... 70

Nota Bene: Edit Before Using!

We are distributing this manual in Word format to make it easier for you to customize the content to follow your local rules and CJA rules. You may wish to include information about some of the following topics:

- Do you wish to include contact information for CJA administrators to the attorneys, or a website link?
- Are you using the CM/ECF link in eVoucher?
- Are attorneys allowed to edit their own profiles and billing information, or enter holding periods?
- Do attorneys still file any CJA-related documents in CM/ECF?
- What is your policy about interim payments?
- How does your site handle the CJA-24 Auth and the CJA-24 voucher? Are court reporters involved as experts? Does the attorney create the CJA-24?
- Do the panel attorneys use the Continuing Legal Education (CLE) tracking feature in eVoucher?
- Do the attorneys complete the travel authorization provided in eVoucher?
- Do you use the email proposed appointments available in eVoucher? How are attorneys notified of appointments?
- Can you provide more specific information about the kinds of documents you wish the attorney to attach for each document type?

Introduction

The CJA eVoucher system is a web-based solution for submission, monitoring, and management of all Criminal Justice Act (CJA) functions. The eVoucher program allows for:

- Online authorization requests by attorneys for service providers.
- Online voucher completion by the service provider, or by the attorney acting for the service provider.
- Online voucher review and submission by the attorney.
- Online submission to the court.

Unless the court has indicated otherwise, attorneys are generally required to create and submit vouchers for their service providers and associates. The program includes the following modules:

Panel Management

- Allows attorneys to manage their own account information including address, phone, firm associations, and applicable CLE credits
- Allows for submission of holding periods or a specific amount of time taken off for medical leave, vacation, etc.

Voucher and Authorization Request Submission

- Authorization requests by attorneys for expert services
- Requests by attorneys for interim payment
- Supporting document uploads to vouchers or authorization requests
- Reports for attorneys to take an active part in monitoring costs
- Automatic email notification to attorney of approval or rejection of vouchers and authorization requests

Browser Compatibility

- Windows: Chrome 62, Edge 16, Firefox 57, Internet Explorer 10.1 with Compatibility Mode, Internet Explorer 11
- Apple Macintosh: Safari 10.1

Court Appointment

When you make an appointment, the program automatically generates an email message to the appointed attorney. The email confirms the appointment and provides a link to the CJA eVoucher program.

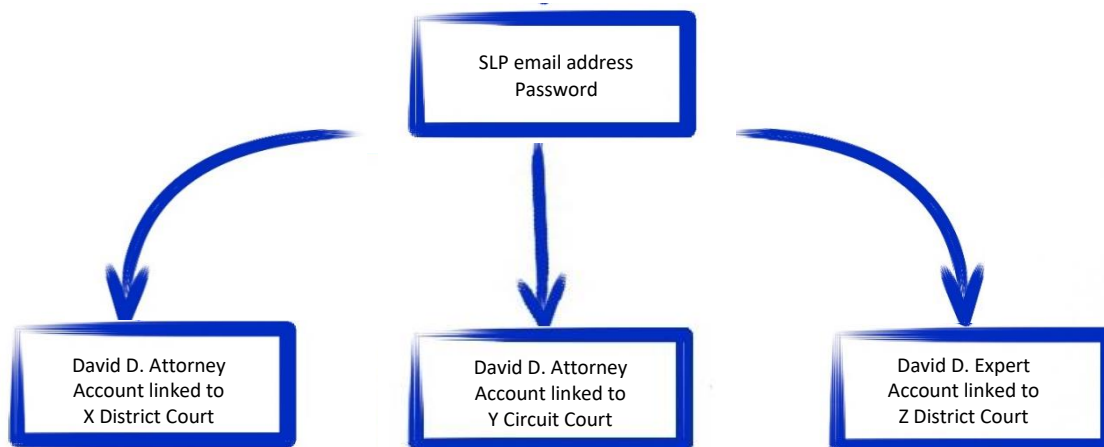
Some courts may send a proposed email to the attorney, awaiting acceptance of a specific case.

Accessing the CJA eVoucher Program

Prior to version 6.4, if you had eVoucher accounts in multiple courts, you were required to sign out and sign in to each individual court account in which you wanted to work. You had a separate user name and password assigned by each individual court. Starting with version 6.4, you can now create a Single Login Profile (SLP) with a single email address and password that can be linked to each eVoucher account you have. You can now switch from one eVoucher account to another from within the eVoucher application without the need to log off.

Note: Users with more than one eVoucher account must designate one account as the default account; the court used to create your Single Login Profile (SLP) automatically becomes your default court, unless you change it.

Single Login Profile for David D. Attorney

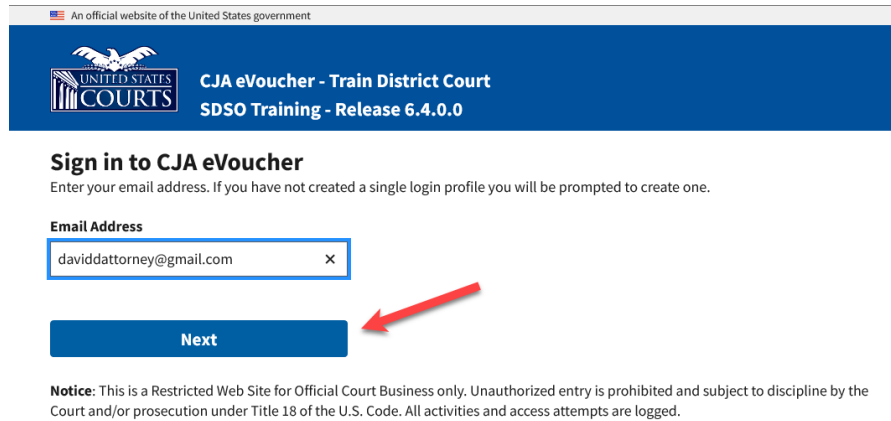


Creating a Single Login Profile (SLP)

Creating your Single Login Profile (SLP) only has to be done once, or whenever you need to relink your account to your default court. To create your Single Login Profile (SLP), visit the eVoucher site for the district or circuit in which you already have an eVoucher account.

Step 1

In the **Email Address** field, enter your email address, and then click **Next**.



An official website of the United States government

UNITED STATES COURTS CJA eVoucher - Train District Court
SDSO Training - Release 6.4.0.0

Sign in to CJA eVoucher

Enter your email address. If you have not created a single login profile you will be prompted to create one.

Email Address

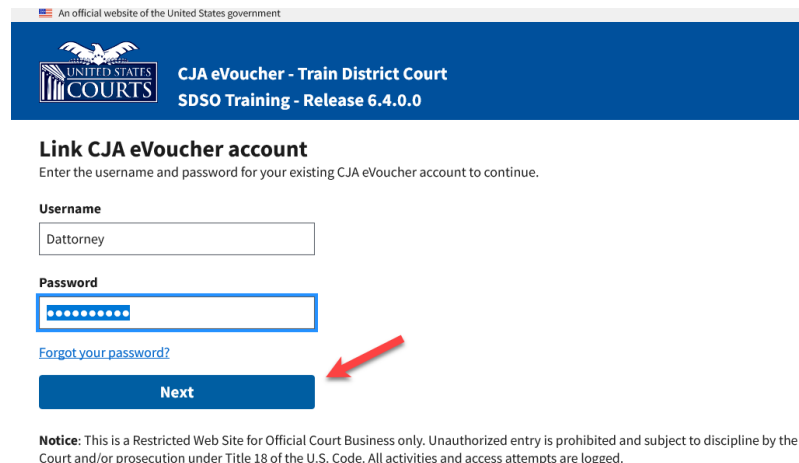
davidattorney@gmail.com X

Next

Notice: This is a Restricted Web Site for Official Court Business only. Unauthorized entry is prohibited and subject to discipline by the Court and/or prosecution under Title 18 of the U.S. Code. All activities and access attempts are logged.

Step 2

If you use more than one court account, choose one, and then click **Next**.



An official website of the United States government

UNITED STATES COURTS CJA eVoucher - Train District Court
SDSO Training - Release 6.4.0.0

Link CJA eVoucher account

Enter the username and password for your existing CJA eVoucher account to continue.

Username

Dattorney

Password

.....

[Forgot your password?](#)


Next

Notice: This is a Restricted Web Site for Official Court Business only. Unauthorized entry is prohibited and subject to discipline by the Court and/or prosecution under Title 18 of the U.S. Code. All activities and access attempts are logged.

Step 3

On the Create New Single Login Profile screen, complete the **First name**, **Middle name**, **Last name**, and **Suffix** (if applicable) fields, and then enter and confirm your email address.

An official website of the United States government

 **CJA eVoucher - Train District Court**
SDSO Training - Release 6.4.0.0

Create New Single Login Profile

You will use the email address entered below to log into all of your assigned eVoucher accounts.
If you have multiple accounts, you will be given an opportunity to link them to your single login profile.

First name	Middle name	Last name	Suffix
<input type="text" value="David"/>	<input type="text" value="D"/>	<input type="text" value="Attorney"/>	<input type="text" value="Jr."/> ⌵

Email address

Confirm email address

Step 4

Next, answer the security questions. In the Security Questions section, select a question from each question drop-down list, and then type your answer in the corresponding answer field. Click **Next**.

Security Questions

Select three security questions and enter your answers.

Question 1

⌵

Answer 1

Question 2

⌵

Answer 2

Question 3

⌵

Answer 3

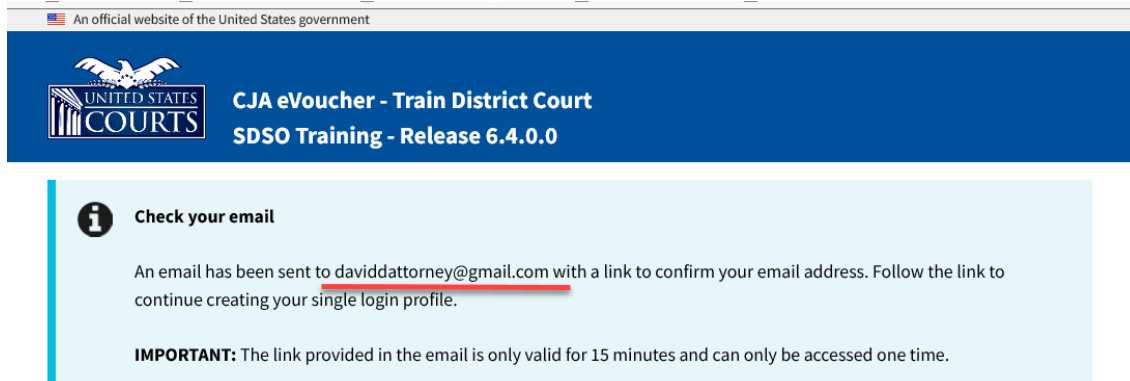
✕

When you click Next, we will send an email with a link to confirm your email address.

Next

Step 5

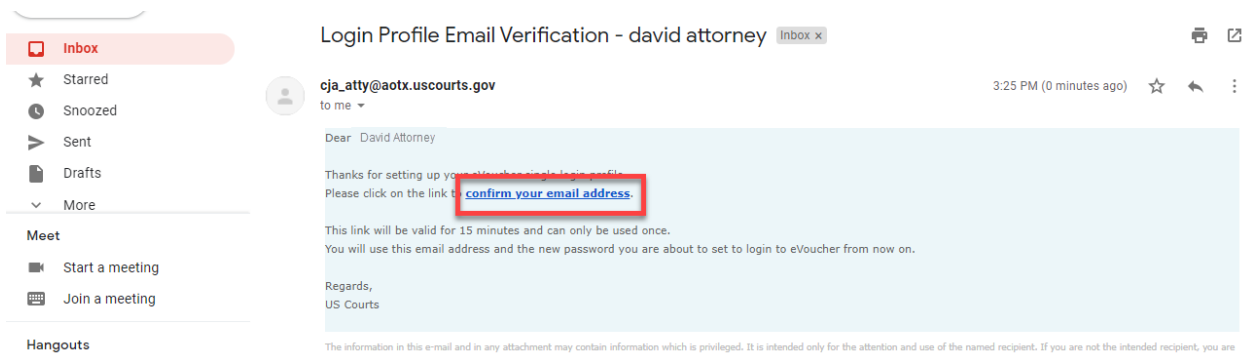
A message appears, stating that an email was sent to the email address you provided when creating your Single Login Profile (SLP).



Step 6

Go to your email account. Click the link in the email message to continue creating the profile.

Note: The email is valid for only 15 minutes and can be used only once. In the email message, click the **confirm your email address** link.




Step 7

Enter a new password to be used for your Single Login Profile (SLP). The new password must:

- Be at least eight characters.
- Be alphanumeric.
- Contain at least one lowercase and one uppercase character.
- Contain at least one special character.
- Not be a password used in the past 365 days.

To view current password requirements, click the plus sign (+) icon to expand the **Password Requirements** section. You must change your password every 180 days. Verify the password, and then click **Next**.

An official website of the United States government

 **CJA eVoucher - Train District Court**
SDSO Training - Release 6.4.0.0


Enter password

Enter the password your single login profile will use to access eVoucher.

Enter password

Verify password


Next


Password Requirements 

Step 8


A success message appears, and you are directed to the eVoucher home page. Your email address and new password are now your new login credentials. You have now successfully created your Single Login Profile (SLP), and can use the email address you entered when setting up your Single Login Profile (SLP) to log in to all your CJA eVoucher accounts going forward.

An official website of the United States government

 **CJA eVoucher - Texas Western District Court**
TSD NV1 - Release 6.4.0.0

 You have successfully created your eVoucher single login profile, which you will use to log into eVoucher from now on.


Notice: This is a Restricted Web Site for Official Court Business only. Unauthorized entry is prohibited and subject to discipline by the Court and/or prosecution under Title 18 of the U.S. Code. All activities and access attempts are logged.

Please wait ... 

Forgotten Password – Legacy

If you have forgotten your current court password or entered it incorrectly, a login failed message appears. To recover your password, click the **Forgot your password** link. Please note that you should follow this same process if you have not reset your password in the last 180 days. If you entered your password incorrectly more than six times and your account is locked, or if you are still unable to recover your password, contact your court administrator.

An official website of the United States government



CJA eVoucher - Train District Court
SDSO Training - Release 6.4.0.0

Link CJA eVoucher account

Enter the username and password for your existing CJA eVoucher account to continue.

! Login failed.
Invalid username or password or your account is locked.
Please contact an eVoucher Administrator for assistance.

Username

Password

[Forgot your password?](#)


Next

Step 1

Click the **Forgot your password?** link.

Username

Password

[Forgot your password?](#) 

Next

Notice: This is a Restricted Web Site for Official Court Business only. Ur Court and/or prosecution under Title 18 of the U.S. Code. All activities :

Step 2

In the **Username** and **Email** fields, enter your information, and then click **Recover Logon**.

Forgot your Login?

Please tell us your username AND email address. We will send you an email to reset your password if there is a match in our records.

Username

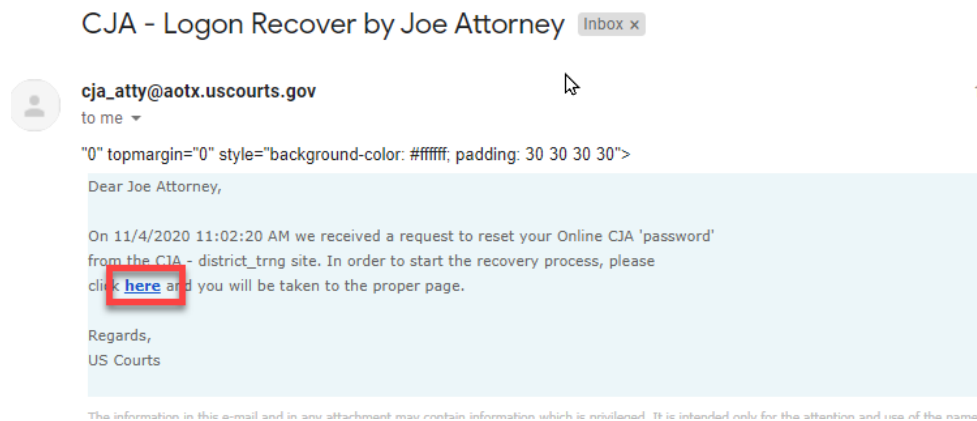
Email

[Back to sign in](#)

Recover Logon

Step 3

In the email message, click the **here** link to create a new password.



Note: The password link expires after 15 minutes and can only be used once. If you don't reset your password within that time, you must return to the login page and repeat the process.

Step 4

You are taken to the Reset your password page, where you must create a new password to complete the Single Login Profile (SLP) process. Enter and confirm your new password, user name, and email, and then click **Reset**.

i IMPORTANT: The link provided in the password reset email is only valid for 15 minutes and can only be accessed one time. If necessary, return to the login page and click "Forgot your login" to repeat the process.

Reset your password

New Password

Confirm Password

Username

Email

Reset

Password Requirements

- Password must be at least 8 characters.
- Password must be alpha-numeric.
- Password must contain at least one lower case and one upper case character.
- Password must contain at least one special character.
- Password cannot be a password used within the past 365 days.

Step 5

Your password is now reset. A success message appears, and you can either continue creating your Single Login Profile (SLP), or if you have already created one, enter your email address and sign in to eVoucher.

Sign in to CJA eVoucher

Enter your email address. If you have not created a single login profile you will be prompted to create one.

✓ Password updated.
Your password was successfully updated.

Email Address

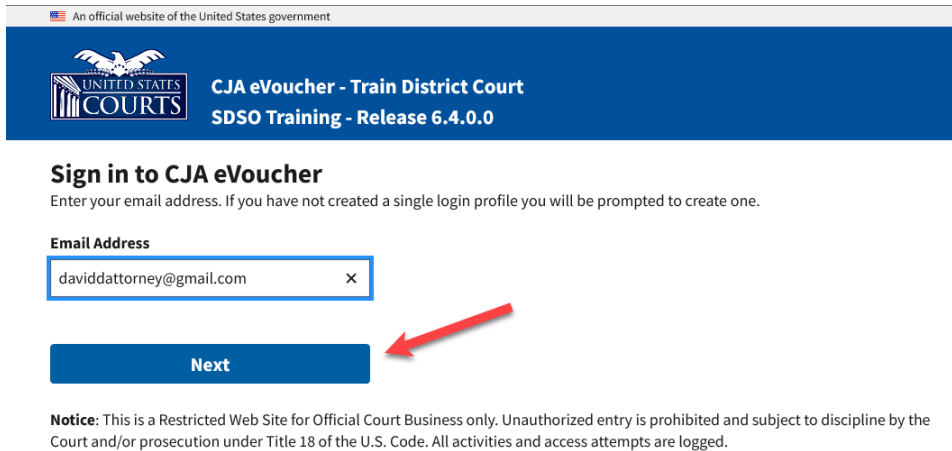
Next

Notice: This is a Restricted Web Site for Official Court Business only. Unauthorized entry is prohibited and subject to discipline by the Court and/or prosecution under Title 18 of the U.S. Code. All activities and access attempts are logged.

Signing In to eVoucher with Single Login Profile (SLP)

Step 1

From the eVoucher webpage, enter the email address you used to create your Single Login Profile (SLP), and then click **Next**. If you forget this email address, contact the security administrator for your court.



An official website of the United States government

UNITED STATES COURTS CJA eVoucher - Train District Court
SDSO Training - Release 6.4.0.0

Sign in to CJA eVoucher

Enter your email address. If you have not created a single login profile you will be prompted to create one.

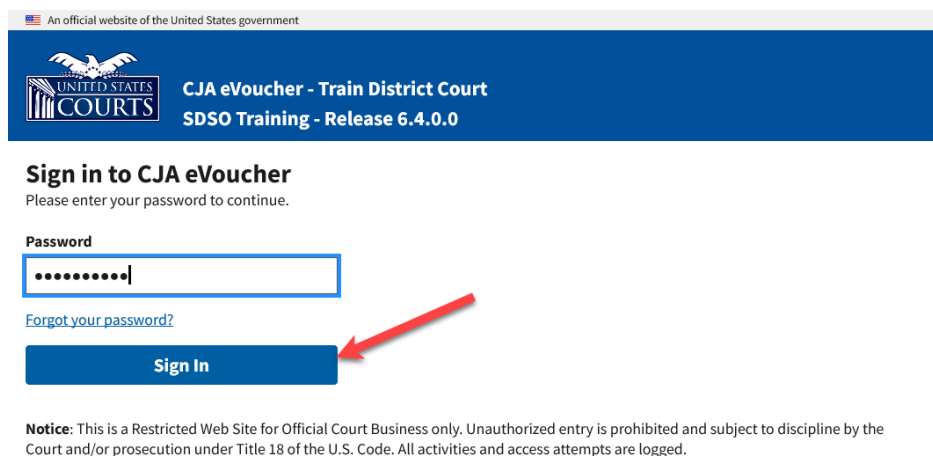
Email Address
davidattorney@gmail.com

Next

Notice: This is a Restricted Web Site for Official Court Business only. Unauthorized entry is prohibited and subject to discipline by the Court and/or prosecution under Title 18 of the U.S. Code. All activities and access attempts are logged.

Step 2

Enter your password, and then click **Sign In**. You have now successfully signed in to eVoucher.



An official website of the United States government

UNITED STATES COURTS CJA eVoucher - Train District Court
SDSO Training - Release 6.4.0.0

Sign in to CJA eVoucher

Please enter your password to continue.

Password
.....

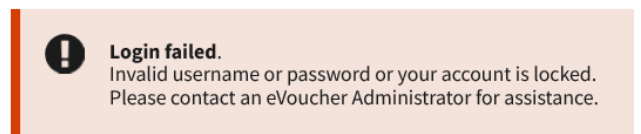
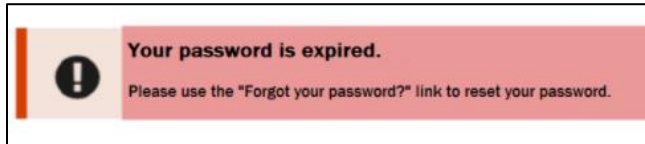
[Forgot your password?](#)

Sign In

Notice: This is a Restricted Web Site for Official Court Business only. Unauthorized entry is prohibited and subject to discipline by the Court and/or prosecution under Title 18 of the U.S. Code. All activities and access attempts are logged.

Forgotten or Expired Passwords

If your password is expired, entered incorrectly, or you have forgotten it, an error message appears, stating that your password is expired, invalid, or locked.



Step 1

To reset your password, click the **Forgot your password?** link.

Note: You should follow this same process if you have not reset your password in the last 180 days.

Sign in to CJA eVoucher

Please enter your password to continue.

Password

[Forgot your password?](#)

Sign In

Step 2

On the Reset your password? page, the email address you entered for your Single Login Profile (SLP) displays. You are prompted to reset your password by answering one of the challenge questions you selected when creating your Single Login Profile (SLP). Enter the correct answer, and then click **Reset your password**. You will receive an email notifying you that an unsuccessful attempt was made to sign in to your account and that you must reset your password.

Reset your password?

Please answer the following challenge question to have a password reset link sent to your email.

Email

daviddattorney@gmail.com

Question: In what city or town was your first job?

Answer

[Back to sign in](#)

Reset your password



Note: If you incorrectly answer the first security question, you must answer one of the two remaining security questions. If you incorrectly answer all security questions, your account locks, and you must contact your court to unlock it.

Step 3

A message appears, telling you to check your email. Go to your email account and locate the email message containing a link to reset your password.

Note: The link expires after 15 minutes and can only be used once.

Reset your password?

Please answer the following challenge question to have a password reset link sent to your email.



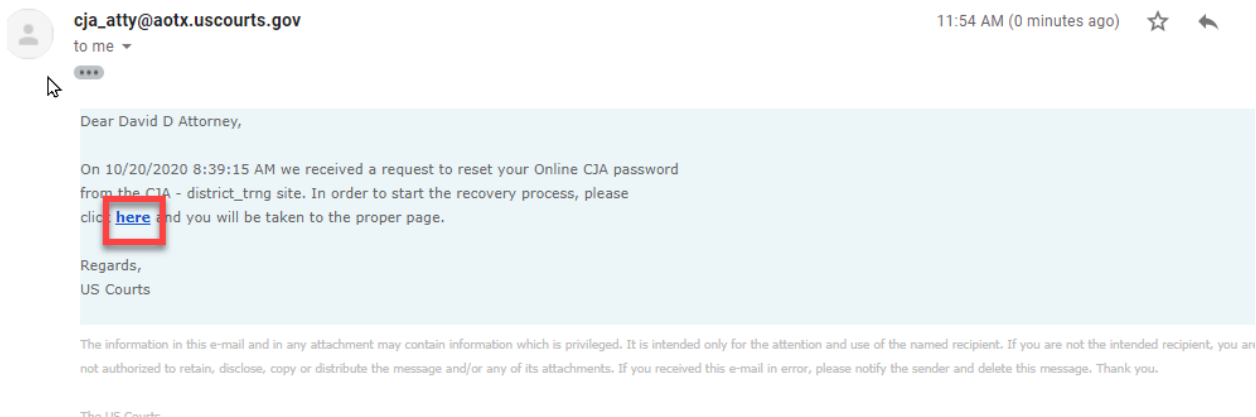
Check your email

If the information entered matches our records, we will send an email with instructions on how to reset your password. If you do not receive this email, please check the information provided for accuracy, or contact an eVoucher Administrator for further assistance.

IMPORTANT: The link provided in the password reset email is only valid for 15 minutes and can only be accessed one time.

Step 4

In the email message, click the **here** link to create a new password. You are taken to the Reset your password page, where you must create a new password for your Single Login Profile (SLP).



Step 5

Enter your new password, and then confirm it by entering it again. Enter the email address associated with your Single Login Profile (SLP), and then click **Reset**.

i **IMPORTANT:** The link provided in the password reset email is only valid for 15 minutes and can only be accessed one time. If necessary, return to the login page and click "Forgot your password? link" to repeat the process.

Reset your password

New Password

Confirm Password

Email

Reset

Password Requirements +

Step 6

A message appears, stating that your password was successfully updated. You can now enter your email address, click **Next**, and then enter your new password to sign in.

Sign in to CJA eVoucher

Enter your email address. If you have not created a single login profile you will be prompted to create one.

✓ **Password updated.**
Your password was successfully updated.

Email Address

Next

Notice: This is a Restricted Web Site for Official Court Business only. Unauthorized entry is prohibited and subject to discipline by the Court and/or prosecution under Title 18 of the U.S. Code. All activities and access attempts are logged.

Locked Accounts

You can attempt to create a Single Login Profile (SLP) or sign in with an existing Single Login Profile (SLP) a maximum of six times. If you attempt a seventh time and are unsuccessful, your account locks and you can no longer enter a correct password at this time. You must contact your eVoucher administrator to unlock your account. Additionally, you will receive an email notifying you that an unsuccessful attempt was made to reset your password.

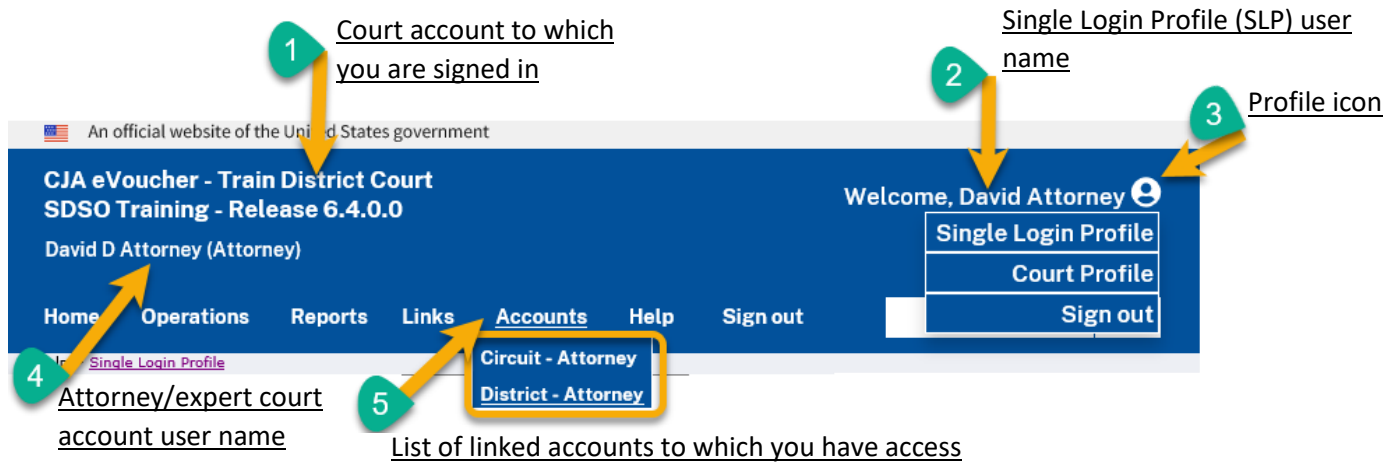
**Login failed.**

Invalid username or password or your account is locked.
Please contact an eVoucher Administrator for assistance.

Note: If you make fewer than seven consecutive attempts, the allowed number of unsuccessful creation attempts resets to zero after 30 minutes.

Single Login Profile (SLP) vs. Court Profile

Here are some tips for viewing which court account you are in, and who you are within that court.



1. **Court account** – This is the court account you selected from the **Accounts** menu, showing the account to which you are signed in.
2. **Single Login Profile (SLP)** – This profile is attached to a person. Regardless of the court account you are accessing, you must always be signed in to your Single Login Profile (SLP).
3. **Profile icon** – You can access your Single Login Profile (SLP) or court profile, or sign out from here. You can also access these areas from the **Help** menu.
4. **Court account user name** – This displays the court user you are signed in as, and your full name and user role as they appear for that court profile.
5. **Accounts menu** – From this menu, you can access all of the court accounts to which you are linked.

Home Page

Your home page provides access to all of your appointments and vouchers. Security measures prohibit you from viewing other attorneys' information. Likewise, no one else can view your information.

My Active Documents

To group by a particular Header, drag the column to this area. Search:

Case	Defendant	Type	Status	Date Entered
3:19-MJ-04562-... Start: 06/10/2019 End: 07/31/2019	Mister Badman (# 4562) Claimed Amount: 0.00	TRAVEL	Voucher Entry Edit	12/11/2019
3:19-MJ-04562-... Start: 06/10/2019 End: 07/31/2019	Mister Badman (# 4562) Claimed Amount: 0.00	TRAVEL	Voucher Entry Edit	01/28/2020

1 2 3 Page 1 of 3 (30 items)

Appointments' List

Appointments	Defendant
Case: 3:19-MJ-04562-JL Defendant #: 4562 Case Title: USA vs Badman Attorney: Atty Longoria	Defendant: Mister Badman Representation Type: DR 1 - Drugs Minus 2 Order Type: Federal Defender Order Date: 06/06/19 Pres. Judge: Judge Longoria Adm./Mag Judge:
Case: 1:19-MJ-96325-JL Defendant #: 9876 Case Title: Voucher vs USA Attorney: Atty Longoria	Defendant: Practice Voucher Representation Type: DRA - Drug Minus 2 Appeal Order Type: Appointing Counsel Order Date: 06/10/19 Pres. Judge: Judge Longoria Adm./Mag Judge:

1 Page 1 of 1 (10 items)

My Proposed Assignments

Appointments	Defendant
All cases have been currently assigned	

No data

My Submitted Documents

To group by a particular Header, drag the column to this area. Search:

Case	Defendant	Type	Status	Date Entered
1:19-MJ-963-... Start: 06/10/2019 End: 07/31/2019	Practice Voucher (# 98...) Claimed Amount: 263.38	CJA-21 Longoria Expert Accountant	Submitted to Court 0101.0000389 FINAL PAYMENT	07/24/2019
1:19-MJ-963-... Start: 06/10/2019 End: 07/31/2019	Practice Voucher (# 98...) Claimed Amount: 600.00	CJA-21 Longoria Expert Accountant	Submitted to Court 0101.0000391 FINAL PAYMENT	07/24/2019

1 2 3 4 Page 1 of 4 (34 items)

My Service Provider's Documents

To group by a particular Header, drag the column to this area. Search:

Case	Defendant	Type	Status	Date Entered
3:19-MJ-04-... Start: 06/06/2019 End: 06/07/2019	Mister Badman (# 4562) Claimed Amount: 730.35 Approved Amount: 730.35	CJA-21 Misses Expert Computer Forensics Expert	Voucher Closed 0101.0000384 FINAL PAYMENT	06/07/2019
3:19-MJ-04-... Start: 06/06/2019 End: 06/07/2019	Mister Badman (# 4562) Claimed Amount: 0.00	CJA-21 Misses Expert Chemist/Toxicologist	Voucher Closed 0101.0000387	07/23/2019

1 2 Page 1 of 2 (16 items)

Closed Documents

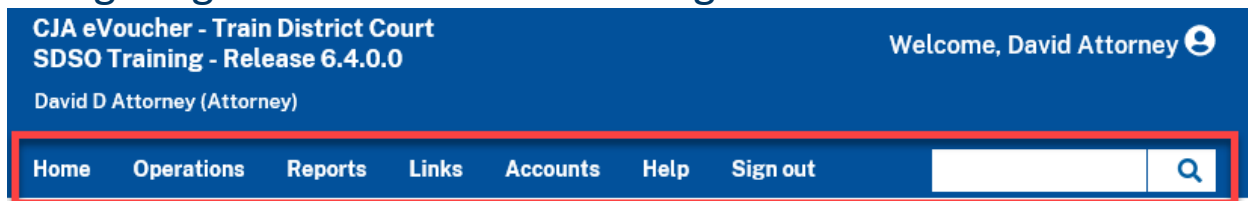
To group by a particular Header, drag the column to this area. Search:

Case	Defendant	Type	Status	Date Entered
3:19-MJ-04562-... Start: 06/06/2019 End: 06/07/2019	Mister Badman (# 4562) Claimed Amount: 4,234.21 Approved Amount: 4,234.21	CJA-20 Atty Longoria	Voucher Closed 0101.0000378 FINAL PAYMENT	06/07/2019
3:19-MJ-04562-... Start: 06/06/2019 End: 06/07/2019	Mister Badman (# 4562) Claimed Amount: 730.35 Approved Amount: 730.35	CJA-21 Misses Expert Computer Forensics Expert	Voucher Closed 0101.0000384 FINAL PAYMENT	06/07/2019

1 2 3 4 5 Page 1 of 5 (48 items)

Folder Name	Contents
My Active Documents	This folder contains documents that you are currently working on or that have been submitted to you by an expert service provider. These documents are waiting for you to take action.
Appointments' List	This is a quick reference to all your appointments.
My Proposed Assignments	Cases appear in this folder if an appointment has been proposed to you and you have not accepted or rejected it.
My Submitted Documents	This folder contains vouchers for you—or your service provider—that have been submitted to the court for payment, along with documents submitted to the court requesting expert services or interim payments.
My Service Provider's Documents	This folder contains all the vouchers for your service providers, including: <ul style="list-style-type: none"> Vouchers in progress by the experts. Vouchers submitted to the attorney for approval and submission to the court. Vouchers signed off by the attorney and submitted to the court for payment.
Closed Documents	This folder contains documents that have been paid or approved by the court. Closed documents only display for open cases. Closed documents display until they are archived and/or for 60–90 days after the appointment is terminated. They are still accessible through the Appointment page.

Navigating in the CJA eVoucher Program



Menu Bar Item	Description
Home	Click to access the eVoucher home page.
Operations	Click to search for specific appointments.
Reports	Click to view selected reports you may run on your appointments.
Links	Click to access links to CJA resources such as forms, guides, publications, etc.
Accounts	Click to access your different court accounts.
Help	Click to access: <ul style="list-style-type: none"> • Another link to your Single Login Profile (SLP). • Another link to your court profile. • Contact Us email. • Privacy Notice. • eVoucher help documentation for attorneys and experts.
Sign out	Click to sign out of the eVoucher program.
Search field	Use this field to look up any of your cases.


Customizing the Home Page

You can customize your home page to change the way your information displays in the folders.

Expand/Collapse a Folder: Click the plus sign (+) icon to expand a folder. Click the minus sign (-) to collapse a folder.

Resize a Column

Step 1

Along the folder headings (e.g., Case, Description, Type, etc.), point to the line between the columns until a double arrow  appears.

Step 2

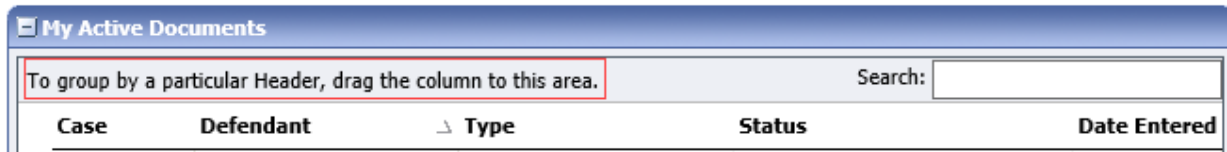
Drag the line in the desired direction to enlarge or reduce the column size.

Note: The folder size does not increase; therefore, some columns may move off the screen.

Group by Column Heading: To sort all the information within a folder, you can group documents by column header. All folders displaying the group header bar can be sorted in this manner.

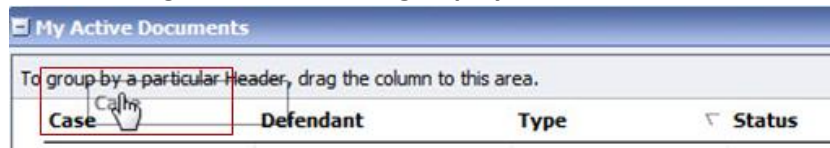
Step 1

Click in the header for the column you wish to group.



Step 2

Click and drag the header to the **group by** header bar.



All the information in that folder is now grouped and sorted by that selection.

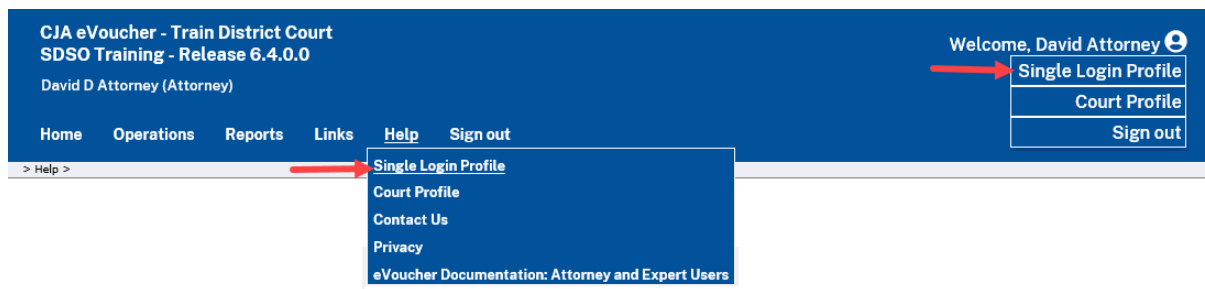


Accessing Single Login Profile (SLP)

On the Single Login Profile page, you can:

- Edit first, middle, and last name.
- Edit mail address.
- Edit Single Login Profile (SLP) password.
- Edit security questions.
- View your linked eVoucher accounts.
- Link your eVoucher accounts to your Single Login Profile (SLP).

To access the Single Login Profile page, from the menu bar, click **Help** and then click **Single Login Profile**, or point to the profile icon and then click **Single Login Profile**.



Account Information

In the account information section, you can change your name, email address, and password.

The screenshot shows the 'Single Login Profile' page with the 'Account Information' section expanded. It contains three rows of information, each with an 'Edit' link on the right:

First name	Middle name	Last name	Suffix	
David	B	Attorney	-	Edit
Email address attorney210@gmail.com				Edit
Password *****				Edit

Modifying Your Name

Step 1

To edit your name, click the **Edit** link to the right of your name.

Single Login Profile

Account Information			
First name David	Middle name B	Last name Attorney	Suffix -

[Edit](#)

Step 2

Make any necessary changes, and then click **Save changes**.

Account Information			
First name David	Middle name B	Last name Attorney	Suffix -Select-

[Cancel](#)
[Save changes](#)

Updating Your Email Address

Step 1

Click the **Edit** link to the right of your email address.

Email address attorneyl210@gmail.com	Edit
---	----------------------

Step 2

Enter your new email address, confirm it, and then click **Save changes**.

Email address attorneyl210@gmail.com
Confirm email address attorneyl210@gmail.com

[Cancel](#)
[Save changes](#)

Updating Your Password

Step 1

Click the **Edit** link to access your password.

Password

Edit

Step 2

Make any necessary changes, and then click **Save changes**.

Password Requirements

- Password must be at least 8 characters.
- Password must be alpha-numeric.
- Password must contain at least one lower case and one upper case character.
- Password must contain at least one special character.
- Password cannot be a password used within the past 365 days.

Password

Confirm password

Cancel

Save changes

Updating Your Security Questions

Step 1

To access your security questions, click the plus sign (+) icon to expand the **Security Questions** section.

Single Login Profile

Account Information	+
Security Questions	+
Linked eVoucher Accounts	+
Link your eVoucher Accounts to your Single Login Profile	+

Step 2

Make any necessary changes, and then click **Save changes**.

Security Questions

Select three security questions and enter your answers.

 [Show my Answers](#)

Question 1

In what city or town was your first job?

Answer 1

.....

Question 2

What street did you live on in third grade?

Answer 2

.....

Question 3

In what year (YYYY) did you graduate from high school?

Answer 3

.....

Cancel

Save changes

Note: The answers to the security questions are hidden. To view your answers, click the **Show my Answers** link.

Linked eVoucher Accounts

Step 1

Click the plus sign (+) icon to expand the **Linked eVoucher Accounts** section and view any accounts that are currently linked.

Account Information +

Security Questions +

Linked eVoucher Accounts +

Link your eVoucher Accounts to your Single Login Profile +

If this is your first time in the system, your only linked account is the one with the court you just logged in as. This is your default account.

Note: You can also change your default court from the Linked eVoucher Accounts section, but you will always initially be logged in through your default account.

Linked eVoucher Accounts -

Multiple eVoucher accounts can be linked to a Single Login Profile. If more than one account is linked, select a default eVoucher account. Use the **Accounts** menu to switch between accounts.

Account	User Type	Default
Massachusetts (DDAttorney)	Attorney	<input checked="" type="radio"/>

Link your eVoucher Accounts to your Single Login Profile +

Link Your eVoucher Accounts to Your Single Login Profile (SLP)

Step 1

If you need to sign in to other district or appellate courts, you must link to those accounts. Click the plus sign (+) icon to expand the **Link your eVoucher Accounts to your Single Login Profile** section.

Account Information	+
Security Questions	+
Linked eVoucher Accounts	+
Link your eVoucher Accounts to your Single Login Profile	+

Step 2

Click **District** or **Appellate** for the type of court you want to link to. From the **Court** drop-down list, select your court, and then enter your user name and password for that court in the corresponding fields.

Link your eVoucher Accounts to your Single Login Profile

Do you have an eVoucher Account with a court that you would like to link to your Single Login Profile? You will be able to access all your eVoucher Accounts through a Single Login Profile and switch between accounts without having to log out.

Enter the information for the eVoucher Account to link to your Single Login Profile

District

Appellate

Court

Select

Train District Court

Court login username

Court login password

Cancel

Link Account

Step 3

Click **Link Account**.

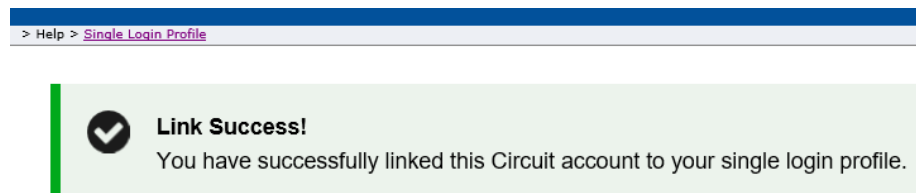
Court

Court login username

Court login password

[Cancel](#) [Link Account](#)

A success message appears, stating that your account(s) is now linked.



Court Profile

If given access by your court, you can make changes to your eVoucher account information. On the home page, point to your profile icon, and then click **Court Profile**.



In the Court Profile you can:

- Edit contact information, phone, email, and/or physical address in the Attorney Info section.
- Update the Social Security number (SSN) or employee identification number (EIN), and any firm affiliation in the Billing Info section. Copies of a W-9 must be provided to the court, and any changes to the SSN after the first logon must be made through the court.
- Add a time period in which the attorney will be out of the office in the Holding Period section.
- Document any CLE attendance.

Changes made to your court profile are not applied to any of your other linked accounts. This is noted at the top of your court profile page.

Court Profile



Changes made to this court profile will not be applied to any other linked accounts.

Use the Accounts menu to switch to other linked accounts and make changes to each court profile separately.

Attorney Info

Bar Number: TX125568
Your Name: David D Attorney

Click **Edit**, **Select**, **Add**, or **View** to the right of each section to open the section and make any edits. Review your court profile and, if applicable, add any missing information.

> Help > [Court Profile](#)

Court Profile

Attorney Info

Your personal info

Bar Number: TX125568
Your Name: David D Attorney

Your Contact Info:
Phone: 555-555-5555
Fax:
deadmail@aoc.uscourts.gov

Your Address:
123 San Antonio Way
San Antonio, TX 78228
US

Edit

Billing Info

List all available billing info records

Your default billing info is:
David D Attorney
Billing Code:0101-000077
123 San Antonio Way
San Antonio, TX
78228 - US
Phone: 555-555-5555
Fax:

Select

Add

Edit

Holding Period

No info has been stored.
Please click VIEW to type your info.

View

Continuing Legal Education

No info has been stored.
Please click VIEW to type your info.

View

Attorney Info

Step 1

In the Attorney Info section, click **Edit** to access your personal information.

Attorney Info Your personal info	Bar Number: Your Name: Andrew Anders	<div>Edit</div>
	<i>Your Contact Info:</i> Phone: 210-833-5623 Cell Phone: 210-555-1234 Fax: lisa_ornelas@aotx.uscourts.gov deadmail@support.aotx.uscourts.gov deadmail@support.aotx.uscourts.gov	
	<i>Your Address:</i> 110 Main Street San Antonio, TX 78210 US	

Step 2

Make any necessary changes, and then click **Save**.

Attorney Info Your personal info SSN Instructions: If you are an appointed panel attorney, you are required to enter your Social Security Number in the SSN field. If you are an associate only, do not enter your Social Security Number in the SSN field. Payee Certification: This message informs you that the Name and TIN entered are collected pursuant to IRS Guidelines that govern what information must be collected by the judiciary for payments made to non-employees and other entities for services provided and for purposes of issuing a Form 1099-MISC. You have provided this information under penalties of perjury and certify that: 1 - The number entered as my SSN or EIN is my correct taxpayer identification number; and 2 - I am a U.S. citizen, U.S. resident alien, or other U.S. person (a partnership, corporation, company, or association created or organized in the U.S. or under the laws in the U. S.).	* Required Fields Bar Number <input type="text"/>		<div>Save</div> <div>cancel</div>
	Tax Identification Number: * (If on Panel) <input type="checkbox"/> Foreign Vendor? SSN: <input type="text"/> Confirm: <input type="text"/>		
	First Name * <input type="text"/> Andrew Middle <input type="text"/> Last Name * <input type="text"/> Anders		
	Main Email * <input type="text"/> lisa_ornelas@aotx.uscourts.gov 2nd Email <input type="text"/> deadmail@support.aotx.uscourts.gov 3rd Email <input type="text"/> deadmail@support.aotx.uscourts.gov		
	Phone * <input type="text"/> 210-833-5623 Cell Phone <input type="text"/> 210-555-1234 Fax <input type="text"/>		
	Address 1 * <input type="text"/> 110 Main Street Address 2 <input type="text"/> Address 3 <input type="text"/>	City * <input type="text"/> San Antonio State * (US only) <input type="text"/> TEXAS Country * <input type="text"/> UNITED STATES	Zip * (US only) <input type="text"/> 78210

Notes:

- Each attorney (except associates) must enter their SSN into the user profile or they will not be paid.
- The **Country** field is automatically set to **UNITED STATES** unless otherwise indicated.
- Foreign vendors should select the **Foreign Vendor** check box and enter the appropriate information.
- You can list as many as three email addresses. Notifications from eVoucher are sent to all email addresses.

Billing Info

Step 1

In the Billing Info section, click **Add** if no billing information is available. Click **Edit** to change the information already entered.

Billing Info

List all available billing info records

Your default billing info is:

Andrew Anders
 Billing Code: 0101-00002
 110 Main Street
 San Antonio, TX
 78210 - US
 Phone: 210-833-5623
 Fax:

Select

Add

Edit

Step 2

Make any necessary changes and click **Save**. If applicable, add billing information for a firm or an associate by clicking the corresponding radio button.

Billing Info

List all available billing info records

Billing Type:

☐ Self-Employed

☒ Firm

☐ Associate

Tax Identification Number:

EIN/TIN:

Confirm:

☒ Copy Address from Profile

Name:

Phone: Fax:

Address 1:

Address 2:

Address 3:

City: State: Zip Code:

Country:

UNITED STATES

Save

cancel

Billing Info

List all available billing info records

*** Required Fields**

Billing Type:

☐ Self-Employed

☐ Firm

☒ Associate

Billing Code:

Notes:

- Attorneys with preexisting agreements must enter the firm's EIN and name.
- Associates do not need to enter an SSN. When you click the **Associate** radio button for the billing type, no information is required in the **Billing Code** field. Once you save, the screen displays **Associate- No Billing Info**.
- See the Associates Functionality document to learn more about creating vouchers as an associate.
- Billing information must be entered before any payments can be made.
- The SSN/EIN is used when reporting income to the IRS.
- Select the **Copy Address from Profile** check box if your billing address is the same as your attorney info address.

Holding Period

Holding periods can be used for medical leave, vacation, etc. During this time, attorneys are not given a new assignment.

Step 1

In the Holding Period section, click **View**.

Holding Period

There are 9 periods of time during which cases cannot be taken.

Step 2

Click **Add**.

Holding Period

Search:

Starting	Ending	Notes
No Holding Period		
No data		

Step 3

In the corresponding fields, enter the starting date and ending date, along with any applicable notes. Click **Save**.

The screenshot shows a form titled "Holding Period". On the right side, there are two buttons: "Back" and "Save". Below these buttons are two date pickers labeled "Starting Date" and "Ending Date", with values "4/27/2020" and "5/1/2020" respectively. Below the date pickers is a text area labeled "Notes" containing the text "Vacation,". The "Save" button and the date pickers are highlighted with red boxes.

Continuing Legal Education (CLE)

Step 1

In the Continuing Legal Education section, click **View** to access the CLE information.

The screenshot shows a section titled "Continuing Legal Education". To the right of the title, there is a message: "No info has been stored. Please click VIEW to type your info." and a button labeled "View". The "View" button is highlighted with a red box.

Step 2

To add CLE information, click **Add**.

The screenshot shows a form titled "Continuing Legal Education". At the top, there are four buttons: "Back", "Edit", "Add", and "Delete". The "Add" button is highlighted with a red box. Below the buttons is a table with the following headers: "Files", "Credit", "Date", "Hours", and "Subject". The table is currently empty, and a message "No Continuing Legal Education" is displayed at the bottom right. A search bar is located at the top right of the table area.

Step 3

Click the **Credit** drop-down arrow to select CLE categories. In the corresponding fields, enter the date, the number of hours, and a description. Click **Save**.

Continuing Legal Education

Back Save

Credit: Sentencing-rel

Date: 05/01/2014

Hours: 0

Description:

Document: After you save the information about this Continuing Education, you will be able to upload related documents.

Note: After you save information, you can upload related PDF documents.

Step 4

Click **Browse** to upload and attach a PDF document. Then click **Save**.

Back Save

Credit: Sentencing-rel

Date: 05/15/2014

Hours: 0

Description:

Document: Browse...

Continuing Legal Education	Back Edit Add Delete				
					Search: <input type="text"/>
	Files	Credit	Date	Hours	Subject
	0	Sentencin...	04/16/2020		
	1				

Page 1 of 1 (1 items)

Note: All entries appear in the grid and can be accessed, edited, or deleted either by clicking the entry or clicking the **Edit** or **Delete** buttons.

Appointments' List

On your home page, locate the Appointments column in the Appointments' List section.

Step 1

Click the case number link to open the Appointment Info page.

Appointments	Defendant
Case: 1:14-CR-08805-AA Defendant #: 1 Case Title: USA v. Branson Attorney: Andrew Anders	Defendant: Jebediah Branson Representation Type: Criminal Case Order Type: Appointing Counsel Order Date: 03/03/14 Pres. Judge: Albert Albertson Adm./Mag Judge:

Appointment
In this page you will find a summary about this appointment, including a list of vouchers related to this appointment and links to create new vouchers

[View Representation](#)

Create New Voucher

AUTH [Create](#)
Authorization for Expert and other Services

AUTH-24 [Create](#)
Authorization for payment of transcript

BUDGETAUTH [Create](#)
Authorization for Excess Attorney Fees and/or Expert and other Services in Budgeted Case

CJA-20 [Create](#)
Appointment of and Authority to Pay Court-Appointed Counsel

CJA-21 [Create](#)
Authorization and Voucher for Expert and other Services

CJA-24 [Create](#)
Authorization and Voucher for Payment of Transcript

CJA-26 [Create](#)
Statement for a Compensation Claim in Excess of the Statutory Case Compensation Maximum: District Court

TRAVEL [Create](#)
Authorization for payment of Travel

Reports

[Appointment Report](#)

[Defendant Detail Budget Report](#)
Detail budget info for defendant

[Defendant Summary Budget Report](#)
Totals only of budget info for defendant

[Attorney Time](#)

[Case Detail Budget Report](#)

Appointment Info

1. CR DISTRICT CODE 0101	2. PERSON REPRESENTED Jebediah Branson	3. APPEALS DISTRICT NUMBER	4. VOUCHER NUMBER
5. MAG. DISTRICT NUMBER 1:14-CR-08805-1-AA	6. CASE MATTER OF (Case Name) USA v. Branson	7. PAYMENT CATEGORY Felony (including pre-trial diversion of alleged felony)	8. OTHER DISTRICT NUMBER
9. TYPE PERSON REPRESENTED Adult Defendant	10. REPRESENTATION TYPE Criminal Case		

11. OFFENSES CHARGED
12.1825.5 INSPECTION VIOLATION PENALTIES

13. ATTORNEY'S NAME AND MAILING ADDRESS
Andrew Anders
110 Main Street
San Antonio TX 78210
Phone: 210-833-5613
Cell phone: 210-555-1234
Email: lus_angelas@acoxeaccountants.gov

14. COURT ORDER

☐ A. Associate ☐ C. Co-Counsel ☐ D. Federal Defender ☐ F. Subs for Federal Defender

☐ L. Learned Counsel (Capital Only) ☐ O. Appointing Counsel ☐ P. Subs for Paid Attorney ☐ R. Subs for Retained Attorney

☐ S. Pro Se ☐ T. Retained Attorney ☐ U. Subs for Pro Se ☐ X. Administrative

☐ Y. Standby Counsel

Prior Attorney's Name
Appointment Date
Signature of Presiding Judge or By Order of the Court
Albert Albertson
Date of Order
5/3/2014
None Pro Tunc Date

15. LAW FIRM NAME AND MAILING ADDRESS

Payment ☐ YES ☐ NO

Vouchers on File

To group by a particular Header, drag the column to this area. Search:

Case	Defendant	Type	Status	Date Entered
1:14-CR-08805-AA Start: 09/23/2015 End: 09/23/2015	Jebediah Branson (# 1) Claimed Amount: 6,350.00 Approved Amount: 6,350.00	CJA-20 Andrew Anders	Voucher Closed 0101.0000001	03/17/2016
1:14-CR-08805-AA Start: 10/02/2014 End: 11/16/2017	Jebediah Branson (# 1) Claimed Amount: 1,000.00 Approved Amount: 1,000.00	AUTH Chemist/Toxicologist	Voucher Closed 0101.0000002	11/16/2017
1:14-CR-08805-AA Start: End:	Jebediah Branson (# 1) Claimed Amount: 0.00	AUTH-24	Voucher Entry Edit	04/14/2014
1:14-CR-08805-AA Start: End:	Jebediah Branson (# 1) Claimed Amount: 0.00	CJA-20	Voucher Entry Edit	11/05/2015
1:14-CR-08805-AA Start: End:	Jebediah Branson (# 1) Claimed Amount: 0.00	CJA-20	Voucher Entry Edit	11/05/2015
1:14-CR-08805-AA Start: 07/21/2016 End: 01/21/2016	Jebediah Branson (# 1) Claimed Amount: 0.00	AUTH-24	Voucher Closed 0101.0000002	01/21/2016
1:14-CR-08805-AA Start: End:	Jebediah Branson (# 1) Claimed Amount: 0.00	TRAVEL	Voucher Entry Edit	01/21/2016
1:14-CR-08805-AA Start: 03/22/2016 End: 03/22/2016	Jebediah Branson (# 1) Claimed Amount: 802.75	CJA-20 Andrew Anders	Voucher Entry Edit FINAL PAYMENT	03/22/2016
1:14-CR-08805-AA Start: 03/22/2016 End: 03/22/2016	Jebediah Branson (# 1) Claimed Amount: 0.00	AUTH-24	Voucher Closed 0101.0000109	03/22/2016

Page 1 of 7 (70 items)

Section Name	Contents
Appointment Info	This section contains all information about the appointment.
Vouchers on File	This section contains all vouchers for the appointment.
View Representation	Click the View Representation link to view the Representation Info page.
Create New Voucher	Click the Create link next to the voucher to create a voucher for the appointment.
Reports	This section contains reports for the appointment.

View Representation

Clicking the **View Representation** link displays the following information:

- Default excess fee limit
- Presiding judge
- Magistrate judge
- Co-counsel
- Previous counsel

Step 1

In the Appointment section, click the **View Representation** link.



The Representation Info page appears.

Representation

In this page you can view or delete the representation.

Reports

Representation Report

Representation Info

1. CIR./DIST/Div. CODE 0101	2. PERSON REPRESENTED Jebediah Branson	VOUCHER NUMBER	
3. MAG. DKT/DEF. NUMBER	4. DIST. DKT/DEF. NUMBER 1:14-CR-08505-1-AA	5. APPEALS. DKT/DEF. NUMBER	6. OTHER. DKT/DEF. NUMBER
7. IN CASE/MATTER OF (Case Name) USA v. Branson	8. PAYMENT CATEGORY Felony (including pre-trial diversion of alleged felony)	9. TYPE PERSON REPRESENTED Adult Defendant	10. REPRESENTATION TYPE Criminal Case
11. OFFENSE(S) CHARGED 15:1825 F INSPECTION VIOLATION PENALTIES			
EXCESS FEE LIMIT \$11,500.00	PRESIDING JUDGE Albert Albertson	MAGISTRATE JUDGE	DESIGNEE 1 DESIGNEE 2

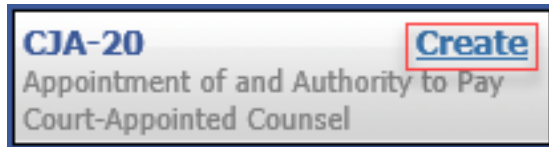
App.ID	Attorney	Order Type	Order	Email
4	Andrew Anders	Appointing Counsel	03/03/14	lisa_ornelas@aobc.uscourts.gov

Creating the CJA-20 Voucher

The court creates the appointment. The attorney initiates the CJA-20 voucher.

Note: All voucher types and documents function in primarily the same way.

In the Appointment section, from the CJA-20 voucher template, click the **Create** link.



The voucher opens the Basic Info page, which displays the information in the paper voucher format.

Tab headings appear at the top of the screen.

A progress bar appears at the bottom of the screen.

Notes:

- To avoid data loss, frequently save any entries made to a voucher.
- To delete a voucher, click **Delete Draft** at any time prior to submitting it.
- To check for warnings or errors in the document, click **Audit Assist** at any time.
- To navigate, click the tab headings or the navigation buttons in the progress bar.

Entering Services

Line-item time entries should be entered on the Services page. Both in-court and out-of-court time should be recorded here.

Note: There is **NOT AN AUTOSAVE** function on this program. You must click **Save** periodically to save your work.

Step 1

Click the **Services** tab, or click **Next** on the progress bar.

Step 2

Enter the date of the service. The default date is always the current date. You can either type the date or click the calendar icon and select a date from the pop-up calendar.

Step 3

Click the **Service Type** drop-down arrow and select the service type.

The screenshot shows the 'Services' form with the following fields: Date (4/17/2020), Service Type (dropdown menu), Doc.# (ECF), and Hours. The Service Type dropdown is open, showing a list of options: 'In Court Services', 'a. Arraignment and/or Plea', 'b. Bail and Detention Hearing', 'c. Motion', 'd. Trial', and 'e. Sentencing Hearings'. A red box highlights the dropdown arrow. A red asterisk indicates a required field.

Note: You can add dates in any order, or sort in chronological order at any time.

Step 4

Enter your hours of service in tenths of an hour, enter a description, and then click **Add**.

The screenshot shows the 'Services' form with the following fields: Date (4/17/2020), Service Type (dropdown menu), Doc.# (ECF), Pages, Hours (5.0), and Description (First appearance an arraignment of defendant). The Service Type dropdown is open, showing a list of options: 'a. Arraignment and/or Plea', 'b. Bail and Detention Hearing', 'c. Motion', 'd. Trial', and 'e. Sentencing Hearings'. A red box highlights the Hours field. A red asterisk indicates a required field. The 'Add' and 'Remove' buttons are visible at the bottom right.

Step 5

The entry is added to the voucher, and appears at the bottom of the Service Type column. The Date header sorts by date. Be sure to click **Save**. Click an entry to edit.

Entering Expenses

Step 1

Click the **Expenses** tab, or click **Next** on the progress bar.

Expenses

Date: 4/17/2020 *

Expense Type:

Miles: at \$0.535 per mile.

Amount:

Description:

*** Required Fields**

To group by a particular Header, drag the column to this area.

Expense Type	Date	Description	Mile	Rate	Amt
(Empty)					

< First < Previous **Next >** Last > Save Delete Draft Audit Assist

Step 2

Click the **Expense Type** drop-down arrow and select the applicable expense.

Expenses

Date: 4/9/2020 *

Expense Type:

Miles:

Amount:

Description:

*** Required Fields**

To group by a particular Header, drag the column to this area.

Expense Type	Date	Description	Mile	Rate	Amt
(Empty)					

Travel Miles

Travel Misc.

Fax

Long Distance Charges

Photocopies

Postage

Other Expenses

Step 3

If **Travel Miles** is selected, enter the round-trip mileage, and then click in the **Description** field to enter a description. Click **Add**.

Expenses

Date *

Expense Type *

Miles at \$0.535 per mile.

Amount

Description *

*** Required Fields**

To group by a particular Header, drag the column to this area.

Expense Type	Date	Description	Mile	Rate	Amt
(Empty)					

« First < Previous Next > Last »

The entry is added to the voucher and appears at the bottom of the Expense Type column.

Expenses

Date *

Expense Type *

Miles * at \$0.535 per mile.

Amount

Description *

*** Required Fields**

To group by a particular Header, drag the column to this area.


Expense Type	Date	Description	Mile	Rate	Amt
Travel Miles	04/17/2020	Travel to and from court.	20	\$0.535	\$10.70

« First < Previous Next > Last »

Step 4

Click in the **Date** column header to sort expenses by date. Click **Save**.

Expenses

Date *  Description *

Expense Type *

Miles * at \$0.535 per mile.

Amount

* Required Fields

To group by a particular Header, drag the column to this area.

Expense Type	Date	Description	Mile	Rate	Amt
Travel Miles	04/17/2020	Travel to and from court.	20	\$0.535	\$10.70
Photocopies	04/17/2020	Copies- 100 pages @ .10 per page.	0	\$0.000	\$10.00

« First < Previous Next > Last »

Notes:



- If you choose photocopies or fax expenses, indicate the number of pages, and the rate charged per page.
- Remember to click **Add** after each entry.
- Click an entry to edit.

Claim Status

Step 1

Click the **Claim Status** tab, or click **Next** on the progress bar.

Basic Info Services Expenses **Claim Status** Documents Confirmation

Start Date *  End Date * 

Payment Claims *

☐ Final Payment

☐ Interim Payment (payment #)

☐ Supplemental Payment

☐ Withholding Return Payment

**** Reminder: Please select the appropriate claim status.**

1. Have you previously applied to the court for compensation and/or reimbursement for this case? * ☐ Yes ☐ No
If Yes, were you paid? ☐ Yes ☐ No

2. Other than from the Court, have you, or to your knowledge has anyone else, received payment (compensation or anything of value) from any other source in connection with this representation? * ☐ Yes ☐ No

* Required Fields



« First < Previous **Next >** Last »

Step 2

Enter the start date from the services or expenses entries, whichever date is earliest. If necessary, go back to the Expense and Service sections and click the **Date** header to sort by the earliest date of services. Answer all the questions regarding previous payments in this case, and then click **Save**. Click **Audit Assist** at any time to view any errors or warnings regarding your document.

Basic Info Services Expenses **Claim Status** Documents Confirmation

Claim Status

Start Date *  End Date * 

Payment Claims *

☐ Final Payment

☐ Interim Payment (payment #)

☐ Supplemental Payment

☐ Withholding Return Payment

**** Reminder: Please select the appropriate claim status.**

1. Have you previously applied to the court for compensation and/or reimbursement for this case? * ☐ Yes ☐ No
If Yes, were you paid? ☐ Yes ☐ No

2. Other than from the Court, have you, or to your knowledge has anyone else, received payment (compensation or anything of value) from any other source in connection with this representation? * ☐ Yes ☐ No

* Required Fields

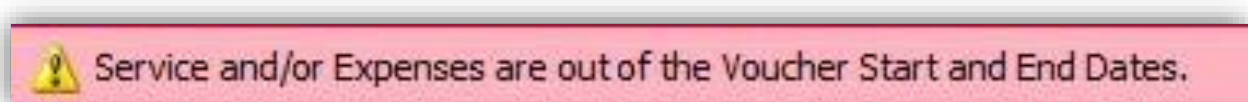
« First < Previous Next > Last » Save Delete Draft **Audit Assist**

Notes:

The Payment Claims section features the following payment claims type radio buttons:

- **Final Payment** to request payment after all services have been completed.
- **Interim Payment** to allow for payment throughout the appointment, but each court's practice may differ. If using this type of payment, indicate the number of interim payments.
- **Supplemental Payment** to request payment due to a missed or forgotten receipt after the final payment has been submitted.
- **Withholding Return Payment** for an attorney to request return payment of withheld funds. The attorney can submit a blank (no services or expenses) CJA-20/30/21/31 at the end of the case.

If you try to submit with errors, you may receive the following pink error message:



The message will be removed when you complete the Claim Status section with correct start and end dates that include all service and expense dates for the voucher.

Documents

Attorneys (as well as courts) can attach documents. Attach any documentation that supports the voucher; e.g., travel or other expense receipts, or orders from the court. All documents must be submitted in PDF format and must be 10 MB or less.

Step 1

Click the **Documents** tab, or click **Next** on the progress bar.

Basic Info Services Expenses Claim Status **Documents** Confirmation

Supporting Documents

File Upload (Only Pdf files of 10MB size or less!)

File: C:\Users\JaimeLongoria\ Browse...

Description: Document

Upload

Description	Delete	View
Document	Delete	View

« First < Previous **Next >** Last » Save Delete Draft Audit Assist

Step 2

To add an attachment, click **Browse** to locate your file. Add a description of the attachment. Click **Upload**. The attachment and description is added to the voucher and appears at the bottom of the Description column.

Supporting Documents

File Upload (Only Pdf files of 10MB size or less!)

File: C:\Users\JaimeLongoria\ Browse...

Description: Document

Upload

Description	Delete	View
Document	Delete	View

« First < Previous Next > Last » **Save** Delete Draft Audit Assist

Signing and Submitting to Court

Step 1

When you have added all voucher entries, you are ready to sign and submit your voucher to the court. Click the **Confirmation** tab, or click **Next** on the progress bar. The Confirmation page appears, reflecting all entries from the previous screens. Verify the information is correct. Scroll to the bottom of the screen.

[Basic Info](#)
[Services](#)
[Expenses](#)
[Claim Status](#)
[Documents](#)
[Confirmation](#)

Confirmation

1. CIR. DIST. DIV. CODE 0101	2. PERSON REPRESENTED Jebediah Branson	VOUCHER NUMBER	
3. MAG. DKT. DEF. NUMBER	4. DIST. DKT. DEF. NUMBER 1:14-CR-08805-1-AA	5. APPEALS. DKT. DEF. NUMBER	6. OTHER. DKT. DEF. NUMBER
7. IN CASE MATTER OF (Case Name) USA v. Branson	8. PAYMENT CATEGORY Felony (including pre-trial diversion of alleged felony)	9. TYPE PERSON REPRESENTED Adult Defendant	10. REPRESENTATION TYPE Criminal Case
11. OFFENSE(S) CHARGED 15:1823 F INSPECTION VIOLATION PENALTIES			
12. ATTORNEY'S NAME AND MAILING ADDRESS Andrew Anders 110 Main Street San Antonio TX 78210 Phone: 210-833-5623 Cell phone: 210-555-1234 Email: lisa_ornelas@aotx.uscourts.gov		13. COURT ORDER <input type="checkbox"/> A Associate <input type="checkbox"/> C Co-Counsel <input type="checkbox"/> D Federal Defender <input type="checkbox"/> F Subs for Federal Defender <input type="checkbox"/> L Learned Counsel (Capital Only) <input type="checkbox"/> O Appointing Counsel <input type="checkbox"/> P Subs for Panel Attorney <input type="checkbox"/> R Subs for Retained Attorney <input type="checkbox"/> S Pro Se <input type="checkbox"/> T Retained Attorney <input type="checkbox"/> U Subs for Pro Se <input type="checkbox"/> X Administrative <input type="checkbox"/> Y Standby Counsel	
14. LAW FIRM NAME AND MAILING ADDRESS Andrew Anders TID: XX-XXXXXXX 110 Main Street San Antonio TX 78210 US Phone: 210-833-5623		Prior Attorney's Name Appointment Date: Signature of Presiding Judge or By Order of the Court Albert Albertson Date of Order 3/3/2014 Repayment <input type="checkbox"/> YES <input checked="" type="checkbox"/> NO	

CLAIMS FOR SERVICES AND EXPENSES			FOR COURT USE ONLY		
CATEGORIES	HOURS CLAIMED	TOTAL AMOUNT CLAIMED	ADJUSTED HOURS	ADJUSTED AMOUNT	REVIEW
15. a. Arraignment and/or Plea	0	\$0.00			
b. Bail and Detention Hearing	0	\$0.00			
c. Motion	0	\$0.00			
d. Trial	0	\$0.00			
e. Sentencing Hearings	0	\$0.00			
f. Revocation Hearings	0	\$0.00			
g. Appeals Court	0	\$0.00			
h. Other	0	\$0.00			
Totals	0	\$0.00			
16. a. Interviews and Conferences	0	\$0.00			
b. Obtaining and Reviewing Records	0	\$0.00			
c. Legal Research and Brief Writing	0	\$0.00			
d. Travel Time	0	\$0.00			
e. Investigative or Other Work	0	\$0.00			
Totals	0	\$0.00			
17. Travel Expenses (lodging, parking, meals, mileage, etc.)		\$0.00			
18. Other Expenses (other than expert, transcripts, etc.)		\$0.00			
GRAND TOTALS (CLAIMED AND ADJUSTED)		\$0.00			
19. CERTIFICATION OF ATTORNEY FOR THE PERIOD OF SERVICE FROM: TO:		20. APPOINTMENT TERMINATION DATE IF OTHER THAN CASE COMPLETION		21. CASE DISPOSITION	
22. CLAIM STATUS <input type="checkbox"/> Final Payment <input type="checkbox"/> Interim Payment (*) <input type="checkbox"/> Supplemental Payment <input type="checkbox"/> Withholding Payment (---) (Total ---)					
Have you previously applied to the court for compensation and/or reimbursement for this case? <input type="checkbox"/> YES <input checked="" type="checkbox"/> NO If yes, were you paid? <input type="checkbox"/> YES <input checked="" type="checkbox"/> NO Other than from the Court, have you, or to your knowledge has anyone else, received payment (compensation or anything of value) from any other source in connection with this representation? <input type="checkbox"/> YES <input checked="" type="checkbox"/> NO If yes, please attach supporting documentation I swear or affirm the truth or correctness of the above statements.					
Signature of Attorney:		Date Signed:			


APPROVED FOR PAYMENT - COURT USE ONLY				
23. IN COURT COMP.	24. OUT OF COURT COMP.	25. TRAVEL EXPENSES	26. OTHER EXPENSES	27. TOTAL AMT. APPR. CERT.
28. SIGNATURE OF THE PRESIDING JUDGE		DATE		
29. IN COURT COMP.	30. OUT OF COURT COMP.	31. TRAVEL EXPENSES	32. OTHER EXPENSES	33. TOTAL AMT. APPR. CERT.
34. SIGNATURE OF THE CHIEF JUDGE, COURT OF APPEALS (OR DELEGATE) Payment approved in excess of the statutory threshold amount		DATE		
		34a. JUDGE CODE	TOTAL AMT. CERTIFIED FOR PAYMENT	

Attention: The notes you enter will be available to the next approval level.

Public/Attorney Notes

☐ I swear and affirm the truth or correctness of the above statements

Date:



[« First](#)
[< Previous](#)
[Next >](#)
[Last »](#)
[Save](#)
[Delete Draft](#)
[Audit Assist](#)

Step 2

In the **Public/Attorney Notes** field, you can include any notes to the court. Select the check box to swear and affirm to the accuracy of the authorization, which automatically time stamps it. Click **Submit**.

Attention: The notes you enter will be available to the next approval level.

Public/Attorney Notes

Notes

☒ I swear and affirm the truth or correctness of the above statements

Date: 6/12/2014 16:32:35

Submit

« First < Previous Next > Last » Save Delete Draft

Step 3

A confirmation screen appears, indicating the previous action was successful and the voucher has been submitted for payment. Click the **Home Page** link to return to the home page. Click the **Appointment Page** link if you wish to create an additional document for this appointment.

Success

Your voucher has been submitted for payment. You will receive a notification if we need more details.
Please keep the following voucher number for your own records:

0101.0000150

Back to:

[Home Page](#)

[Appointment Page](#)

The active voucher is removed from the My Active Documents section, and now appears in the My Submitted Documents section.

Case	Defendant	Type	Status
1:14-CR-08805-AA- Start: 06/12/2014 End: 06/12/2014	Jebediah Branson (# 1) Claimed Amount: 89.20	CJA-20 Andrew Anders	Submitted to Court 0101.0000150
1:14-CR-08805-AA- Start: 03/03/2014 End: 06/05/2014	Jebediah Branson (# 1) Claimed Amount: 778.40	CJA-20 Andrew Anders	Submitted to Court 0101.0000301
1:14-CR-08805-AA- Start: 04/02/2014 End: 01/01/1900	Jebediah Branson (# 1) Claimed Amount: 1,000.00	AUTH Chemist, Toxicologist	Submitted to Court 0101.0000002

Page 1 of 1 (3 items)

Note: If a voucher is rejected by the court, it reappears in the My Documents section highlighted in gold. The system generates an email message explaining the corrections that must be made.

Case
1:14-CR-08802-AA- Start: 06/19/2014 End: 06/19/2014

CJA-20 Quick Review Panel

When entering time and expenses in a CJA-20 voucher, the attorney can monitor the voucher totals using the quick review panel on the left side of the screen.

The **Services** and **Expenses** fields tally as entries are entered in the voucher.

CJA-20
Submitted to Court
[Read Only]
Flow: CJA-20 Basic
[Redirect Workflow](#)
Def.: Jebediah Branson
[Link to CM/ECF](#)
Voucher #: 0101.0000150
Start Date: 6/12/2014
End Date: 6/12/2014
Services: \$63.00
Expenses: \$26.20

Expand the item by clicking the drop-down arrow to reveal specifics.

Services: \$63.00

In Court Services

Service	Hours	Amt.
Arraignment and/or Plea	0.5	\$63.00
Bail and Detention Hearing	0	\$0.00
Motion Hearings	0	\$0.00
Trial	0	\$0.00
Sentencing Hearing	0	\$0.00
Revocation Hearings	0	\$0.00
Appeals Court	0	\$0.00
Other	0	\$0.00
Totals	0.5	\$63.00

Out of Court Services

Service	Hours	Amt.
Interviews and Conferences	0	\$0.00
Obtaining and Reviewing Records	0	\$0.00
Legal Research and Brief Writing	0	\$0.00
Travel Time	0	\$0.00
Investigative and Other Work	0	\$0.00
Totals	0.0	\$0.00

Expenses: \$26.20

Travel

Expense Type	Amount
Travel Miles	\$11.20
Travel Misc	\$0.00
Totals	\$11.20

Expenses

Expense Type	Amount
Fax	\$0.00
Long Distance Charges	\$0.00
Photocopies	\$15.00
Postage	\$0.00
Other Expenses	\$0.00
Totals	\$15.00

Reports and Case Management

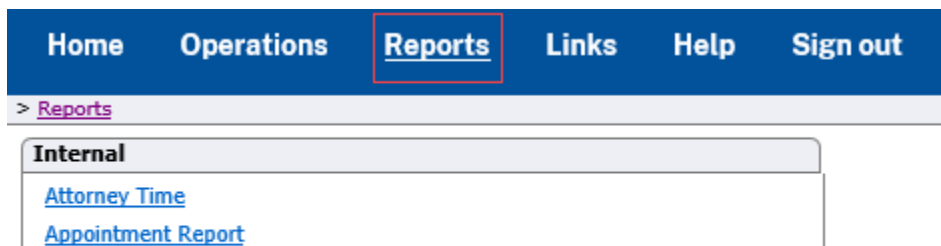
At the start of a case, it may be difficult for counsel or the court to know whether a case has the potential to exceed the statutory maximum allowed for representation.

Therefore, attorneys are encouraged to monitor the status of funds, attorney hours, and expert services by reviewing the reports provided in the CJA eVoucher program. Items to remember:

- Viewable reports appear in the left review panel.
- Each panel, depending on the document you are viewing, can have different reports available.
- Each report can have a short description of the information received when viewing that report.
- The two main reports are the Defendant Detail Budget Report and the Defendant Summary Budget Report.



You can find other accessible reports by clicking **Reports** on the menu bar.



Defendant Detailed Budget Report

The report reflects the total amount authorized for this representation, any excess payment allowed, the vouchers submitted against those authorizations, and the remaining balances.

The report provides the information in two sections: attorney appointment and authorized expert service.

Defendant Detail Budget Report - Attorney 1:14-CR-08805-1-AA

Counsel Budget Defendant: Jebediah Branson

Type of Representation: Criminal Case
Budget Amount Requested: \$0.00
Budget Amount Approved: \$9,900.00

Time Period For Voucher	Voucher Number	Pending				Approved				Amount Remaining	
		Fees	Expenses		Total	Fees	Expenses		Total	After Approved	After Approved And Pending
			Travel	Other			Travel	Other			
Attorney: Andrew Anders	(Appointing Counsel)	Active									
09/23/2015 to 09/23/2015	0101.0000001	\$0.00	\$0.00	\$0.00	\$0.00	\$6,350.00	\$0.00	\$0.00	\$6,350.00	\$3,550.00	\$3,550.00
01/01/1901 to 01/01/1901		\$0.00	\$0.00	\$0.00	\$0.00	\$0.00	\$0.00	\$0.00	\$0.00	\$3,550.00	\$3,550.00
01/01/1901 to 01/01/1901		\$0.00	\$0.00	\$0.00	\$0.00	\$0.00	\$0.00	\$0.00	\$0.00	\$3,550.00	\$3,550.00
		Total Pending:			\$0.00	Total Approved:			\$6,350.00	\$3,550.00	\$3,550.00

Expert and Other Services Budget - Requiring Authorization Defendant: Jebediah Branson

Time Period For Voucher	Voucher Number	Pending			Approved			Amount Remaining			
		Fees	Expenses		Total	Fees	Expenses		Total	After Approved	After Approved And Pending
			Travel	Other			Travel	Other			
Authorization Number: 0101.0000002 Specialty: Chemist, Toxicologist		Amount Requested: \$1,000.00			Amount Authorized: \$0.00			Attorney: Andrew Anders			

Grand Totals for the Representation Defendant: Jebediah Branson

NOTE: The Grand Totals Include Counsel CJA20 or CJA30 vouchers as well as vouchers for Expert or Services on CJA21 or CJA31. They represent the total submitted expenditures for this representation. *Does not Include Travel Auth	Pending				Approved			Combined Total		
	Fees	Expenses		Total	Fees	Expenses		Total	Approved and Pending	
		Travel	Other			Travel	Other		Fees	Fees and Expenses
	\$0.00	\$0.00	\$0.00	\$0.00	\$6,350.00	\$0.00	\$0.00	\$6,350.00	\$6,350.00	\$6,350.00

Defendant Summary Budget Report

The report contains the same information as the Defendant Detailed Budget Report without the individual voucher data.

Defendant Summary Budget Report - Attorney 1:14-CR-08805-1-AA

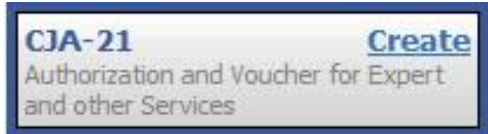
Counsel Budget Defendant: Jebediah Branson											
Type of Representation:		Criminal Case									
Budget Amount Requested:		\$0.00									
Budget Amount Approved:		\$9,900.00									
Time Period For Voucher	Voucher Number	Pending				Approved			Amount Remaining		
		Fees	Expenses		Total	Fees	Expenses		Total	After Approved	After Approved And Pending
			Travel	Other			Travel	Other			
Attorney: Andrew Anders (Appointing Counsel) Active											
		Total Pending:		\$0.00		Total Approved:		\$6,350.00		\$3,550.00	\$3,550.00
Expert and Other Services Budget - Requiring Authorization										Defendant: Jebediah Branson	
Time Period For Voucher	Voucher Number	Pending				Approved			Amount Remaining		
		Fees	Expenses		Total	Fees	Expenses		Total	After Approved	After Approved And Pending
			Travel	Other			Travel	Other			
Authorization Number: 0101.0000002 Specialty: Chemist, Toxicologist		Amount Requested: \$1,000.00		Amount Authorized: \$0.00		Attorney: Andrew Anders					
Grand Totals for the Representation										Defendant: Jebediah Branson	
NOTE: The Grand Totals include Counsel CJA20 or CJA30 vouchers as well as vouchers for Expert or Services on CJA21 or CJA31. They represent the total submitted expenditures for this representation. *Does not include Travel Auth	Pending				Approved			Combined Total			
	Fees	Expenses		Total	Fees	Expenses		Total	Approved and Pending		
		Travel	Other			Travel	Other		Fees	Fees and Expenses	
		\$0.00	\$0.00	\$0.00	\$0.00	\$6,350.00	\$0.00	\$0.00	\$6,350.00	\$6,350.00	\$6,350.00

Creating a CJA-21 Voucher

Note: There is **NOT AN AUTOSAVE** function on this program. You must click **Save** periodically to save your work.

Step 1

On the Appointment page, click **Create** from the CJA-21 voucher template. The voucher opens the Basic Info page.



Step 2

When submitting a CJA-21 voucher, you have two options from which to choose in the Authorization Selection section.

If the request does not require advance authorization, click **No Authorization Required**. If you have a previously approved authorization, click **Use Existing Authorization**.

► **Basic Info**

Basic Info			
1. CIR. DIST. DIV. CODE 0101	2. PERSON REPRESENTED Jebediah Branson		VOUCHER NUMBER
3. MAG. DKT/DEF. NUMBER	4. DIST. DKT/DEF. NUMBER 1:14-CR-08805-1-AA	5. APPEALS. DKT/DEF. NUMBER	6. OTHER. DKT/DEF. NUMBER
7. IN CASE/MATTER OF(Case Name) USA v. Branson	8. PAYMENT CATEGORY Felony (including pre-trial diversion of alleged felony)	9. TYPE PERSON REPRESENTED Adult Defendant	10. REPRESENTATION TYPE Criminal Case
11. OFFENSE(S) CHARGED 15:1825.F INSPECTION VIOLATION PENALTIES			
EXCESS FEE LIMIT \$11,500.00	PRESIDING JUDGE Albert Albertson	MAGISTRATE JUDGE	DESIGNEE 1 DESIGNEE 2

Authorization Selection

You can click the **Use Existing Authorization** button to select from a list of approved authorizations, or click the **No Authorization Required** button if under the statutory limit.

No Authorization Required
If your voucher compensation is under the statutory limit and does not require prior authorization.

Use Existing Authorization
Select this option to display and select from a list of approved authorizations for this appointment.

« First < Previous Next > Last » Delete Draft Audit Assist

Step 3

If you click **Use Existing Authorization**, a list of associated authorizations appears. Click the desired authorization, which turns blue when clicked. *You cannot continue until it is highlighted.*

Please Select the Associated Authorization	
ID Number: 4 Order Date: 03/04/2014 Authorized Amount: \$1,000.00 Grand Total Amount: \$1,500.00	Service Type: Chemist/Toxicologist Estimated Amount: \$1,000.00 Notes: Abraham Astley
ID Number: 186 Order Date: 02/01/2017 Authorized Amount: \$100.00 Grand Total Amount: \$100.00	Service Type: Interpreter/Translator Estimated Amount: \$5,000,000.00 Notes:

Step 4

The service type automatically populates based on the authorization selected. If no authorization is being used, click the **Service Type** drop-down arrow and select the service type. In the **Description** field, enter a description of the service to be provided.

New Voucher Information	
Service Type	Chemist/Toxicologist *
Description	Toxicology report.

Step 5

From the **Expert** drop-down list, select the expert. If the service providers or experts have rights to enter their own expenses, the Voucher Assignment radio buttons become available, and you can choose if you or the expert will enter the service fees on the voucher. Once you have made your selection, click **Create Voucher**.

Service Provider	
You can search one of the service providers already in the system OR you can enter the required information for another provider	
Expert	Astley, Rick
Expert Info Details	Rick Astley 110 Main Street San Antonio TX 78210 US Phone: 210-555-3434
Voucher Assignment * <input checked="" type="radio"/> Attorney <input type="radio"/> Expert <i>This indicates who will be responsible for filling the voucher claim part</i>	
<input type="button" value="Create Voucher"/>	

Notes:

- Only experts registered with the service type selected appear in the drop-down list. To submit a person for approval, steps on how to add an expert are outlined in the next section.
- All information must be entered to advance to the next screen.
- If the expert selected is authorized to use eVoucher, you are done at this point and can click **Home** or **Sign out**.
- If the expert selected is not authorized to use eVoucher, the attorney must file the voucher on behalf of the expert. The voucher appears in the My Active Documents section as submitted to the attorney. They must perform the second level approval/submission by clicking the voucher, navigating to the Confirmation page, and approving the voucher, which then moves to the My Submitted Documents section.

Step 6

If the expert is not currently in the eVoucher system, you must fill in their information. In the Voucher Assignment section, the **Attorney** radio button is automatically selected. Fill in all required information for the person you wish to submit for approval.

Service Type Interpreter/Translator *

Description

Service Provider
You can search one of the service providers already in the system
OR you can enter the required information for another provider

Expert

First Name **Middle Name** **Last Name ***

Email *

Phone * **Fax**

Address 1 * **City ***

Address 2 **State (U.S. Only*)** **Zip ***

Address 3 **Country *** UNITED STATES

Voucher Assignment * ☒ Attorney ☐ Expert
This indicates who will be responsible for filling the voucher claim part

Create Voucher

Step 7

If the service providers or experts have rights to enter their own expenses, the Voucher Assignment radio buttons become active. Click the appropriate radio button to indicate whether you or the expert will enter the service fees on the voucher.

New Voucher Information

Service Type Interpreter/Translator *

Description

Service Provider
You can search one of the service providers already in the system
OR you can enter the required information for another provider

Expert Campos, Charlene

Expert Info
Details

Charlene Campos
110 Main Street
San Antonio TX 78210 US
Phone: 210-477-2344

Voucher Assignment * ☐ Attorney ☒ Expert
This indicates who will be responsible for filling the voucher claim part

Create Voucher

Step 8

Once you have made your selection, click **Create Voucher**.

110 Main Street
San Antonio TX 78210 US
Phone: 210-477-2344

Voucher Assignment * ☐ Attorney ☒ Expert
This indicates who will be responsible for filling the voucher claim part

Create Voucher

Notes:

- The expert goes through an approval process. Once approved, an email is sent to the attorney.
- You can select the expert from the **Expert** drop-down list and their information automatically populates.
- If the attorney submitted the voucher for the expert, they must approve the voucher twice; once while sending it for the expert and a second time after it appears in the My Active Documents section.

Step 9

Click the **Services** tab or click **Next** on the progress bar. In the corresponding fields, enter the date, units, rate, and description. Click **Add**. The item appears at the bottom of the Services section. Click **Save**.

Basic Info **Services** Expenses Claim Status Documents Confirmation

Services

Date: 04/17/2020 * Units: * Rate: * Description: *

Add **Remove**

* Required Fields

To group by a particular Header, drag the column to this area.

Date	Description	Units	Rate	Amt
(Empty)				

« First < Previous **Next >** Last » **Save** Delete Draft Audit Assist

Step 10

Click the **Expenses** tab or click **Next** on the progress bar. In the corresponding fields, enter the date, expense type, description, and miles. Click **Add**. The item appears in the Expense Type column. Click **Save**.

Basic Info Services **Expenses** Claim Status Documents Confirmation

Expenses

Date: 4/17/2020 * Expense Type: * Miles: at \$0.535 per mile. Amount: * Description: *

Add **Remove**

* Required Fields

To group by a particular Header, drag the column to this area.

Expense Type	Date	Description	Mile	Rate	Amt
(Empty)					

« First < Previous **Next >** Last » **Save** Delete Draft Audit Assist

Step 11

Click the **Claim Status** tab, or click **Next** on the progress bar. Enter the start and end dates, making sure to select the earliest date of services and expenses as the start date. In the Payment Claims section, click the appropriate radio button, and then click **Save**.

Notes:

- Final payment is requested after all services have been completed.
- Interim payment allows for payment in segments, but each court's practice may differ. If using this type of payment, indicate the number of this request payment.
- After the final payment number has been submitted, supplemental pay may be requested due to a missed or forgotten receipt.
- At the end of the case, to request return payment of withheld funds, click the **Withholding Return Payment** radio button on a blank CJA-21.

Step 12

Click the **Documents** tab or click **Next** on the progress bar. To add an attachment, click **Browse** to locate your file, and then add a description of the attachment. Click **Upload**. The attachment and description is added to the voucher and appears in the Description column. Click **Save**.

Notes: All documents must be submitted in PDF format and must be 10 MB or less.

Step 13

Click the **Confirmation** tab, or click **Next** on the progress bar. In the **Public/Attorney Notes** field, you can include any notes to the court. Select the check box to swear and affirm to the accuracy of the authorization, which automatically time stamps it. Click **Submit**.

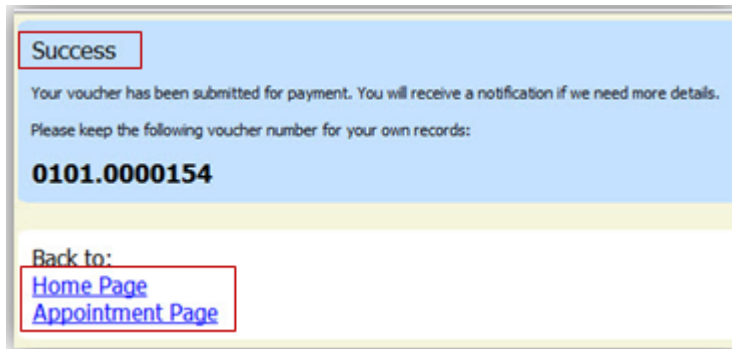
Basic Info Services Expenses Claim Status Documents **Confirmation**

Confirmation

1. CIR. DIST. DIV. CODE 0101	2. PERSON REPRESENTED Jehediah Branson	VOUCHER NUMBER	
3. MAC. DKT. DEF. NUMBER	4. DIST. DKT. DEF. NUMBER 114-CR-08805-1-AA	5. APPEALS. DKT. DEF. NUMBER	6. OTHER. DKT. DEF. NUMBER
7. IN CASE MATTER OF (Case Name) USA v. Branson	8. PAYMENT CATEGORY Felony (including pre-trial diversion of alleged felony)	9. TYPE PERSON REPRESENTED Adult Defendant	10. REPRESENTATION TYPE Criminal Case
11. OFFENSE(S) CHARGED 15-1825 F INSPECTION VIOLATION PENALTIES			
12. ATTORNEY'S STATEMENT As the Attorney for the person represented above, I hereby affirm that the services requested are necessary for adequate representation. I hereby request: <input type="checkbox"/> Authorization to obtain the service. Estimated compensation: \$1,000.00 <input type="checkbox"/> Approval of services already obtained to be paid for by the United States from the Defender Service Appropriation. Signature of Attorney: Andrew Anders 110 Main Street San Antonio TX 78210 Phone: 210-833-5623 Cell phone: 210-555-1234 Email: jha_cnelas@aotx.uscourts.gov			
13. DESCRIPTION AND JUSTIFICATION FOR SERVICES (See instructions)		14. TYPE OF SERVICE PROVIDER <input type="checkbox"/> 01 Investigator <input type="checkbox"/> 16 Other Medical <input type="checkbox"/> 02 Interpreter/Translator <input type="checkbox"/> 17 Voice/Audio Analyst <input type="checkbox"/> 03 Psychologist <input type="checkbox"/> 18 Hair/Fiber Expert <input type="checkbox"/> 04 Psychiatrist <input type="checkbox"/> 19 Computer (Hardware/Software/Systems) <input type="checkbox"/> 05 Polygraph <input type="checkbox"/> 20 Paralegal Services <input type="checkbox"/> 06 Documents Examiner <input type="checkbox"/> 21 Legal Analyst/Consultant <input type="checkbox"/> 07 Fingerprint Analyst <input type="checkbox"/> 22 Jury Consultant <input type="checkbox"/> 08 Accountant <input type="checkbox"/> 23 Mitigation Specialist <input type="checkbox"/> 09 CALR (Westlaw/Lexis, etc.) <input type="checkbox"/> 24 Duplication Services <input type="checkbox"/> 10 Chemist/Toxicologist <input type="checkbox"/> 25 Other (Specify) <input type="checkbox"/> 11 Ballistics <input type="checkbox"/> 26 Litigation Support Services <input type="checkbox"/> 12 Weapons/Firearms/Explosive Expert <input type="checkbox"/> 27 Computer Forensics Expert <input type="checkbox"/> 14 Pathologist/Medical Examiner	
15. COURT ORDER Financial eligibility of the person represented having been established by the court's satisfaction, the authorization requested in item 12 is hereby granted. Signature of Docketing Judge or By Order of the Court Albert Albertson Date of Order: 03/04/2014 Nunc Pro Tunc Date: Repayment: <input type="checkbox"/> YES <input type="checkbox"/> NO			
NOTES Abraham Astley			
CLAIMS FOR SERVICES AND EXPENSES		FOR COURT USE ONLY	
16. SERVICES AND EXPENSES	AMOUNT CLAIMED	ADJUSTED AMOUNT	REVIEW
a. Compensation	\$0.00		\$0.00
b. Travel Expenses (lodging, parking, meals, mileage, etc.)	\$0.00		\$0.00
c. Other Expenses	\$0.00		\$0.00
GRAND TOTALS (CLAIMED AND ADJUSTED)	\$0.00		0.0
17. PAYEE'S NAME Abraham Astley TIN: XX-XXXXXXX 110 Main Street San Antonio TX 78210 US Phone: 210-555-3434 <input type="checkbox"/> Final Payment <input type="checkbox"/> Interim Payment (#) <input type="checkbox"/> Supplemental Payment <input type="checkbox"/> Withholding Payment (---) (Total ---)			
CLAIMANT'S CERTIFICATION FOR PERIOD OF SERVICE: FROM 04/20/2020 TO 04/20/2020 I hereby certify that the above claim is for services rendered and is correct, and that I have not sought or received payment (compensation or anything of value) from any other source for these services. Signature of Claimant/Payee: _____ Date: _____			
18. CERTIFICATION OF ATTORNEY I hereby certify that the services were rendered for this case. Signature of Attorney: Date Signed: _____			
APPROVED FOR PAYMENT - COURT USE ONLY			
19. TOTAL COMP.	20. TRAVEL EXPENSES	21. OTHER EXPENSES	22. TOTAL AMT. APPR./CERT.
23. <input type="checkbox"/> Either the cost (including expenses) of these services does not exceed the statutory maximum, or prior authorization was obtained. <input type="checkbox"/> Prior authorization was not obtained, but in the interest of justice the Court finds that timely procurement of these necessary services could not await prior authorization, even though the cost (including expenses) exceeds the statutory maximum.			
Signature of Presiding Judge		Date	Judge Code
24. TOTAL COMP.	25. TRAVEL EXPENSES	26. OTHER EXPENSES	27. TOTAL AMOUNT
28. PAYMENT APPROVED IN EXCESS OF THE STATUTORY THRESHOLD			
Signature of Chief Judge, Court of Appeals (or Delegate)		Date	Judge Code Total Amt. Certified For Payment

Step 14

A confirmation screen appears, indicating the previous action was successful and the voucher has been submitted. Click the **Home Page** link to return to the home page. Click the **Appointment Page** link if you wish to create an additional document for this appointment.



Submitting an Authorization Request for Expert Services

Note: There is **NOT AN AUTOSAVE** function on this program. You must click **Save** periodically to save your work.

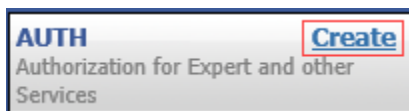
Step 1

In the Appointments' List section, open the appointment record.

Appointments' List	
Appointments	Defendant
Case: 1:14-CR-08805-AA Defendant #: 1 Case Title: USA v. Branson Attorney: Andrew Anders	Defendant: Jebediah Branson Representation Type: Criminal Case Order Type: Appointing Counsel Order Date: 03/03/14 Pres. Judge: Albert Albertson Adm./Mag Judge:

Step 2

On the Appointment page, in the Create New Voucher section, click the **Create** link next to AUTH.



Step 3

Click **Create New Authorization**.

Authorization Type Selection

You can click the **Create New Authorization** button to create a new authorization request, or click the **Request Additional Funds** button to select from a list of approved authorizations that you would like to request additional funds for.

Create New Authorization

Use this button to create a new authorization.

Request Additional Funds

Use this button to select an approved authorization that you would like to request additional funds for.

Step 4

The Basic Info page appears. Complete the information in the Master Authorization Information section at the bottom of the screen. This includes the following:

- **Estimated Amount** field
- **Basis of Estimate** field
- **Service Type** drop-down list
- **Requested Provider** field

Click **Save**.

Basic Info Documents Confirmation

Basic Info

1. CHR./DIST.DIV. CODE 0101	2. PERSON REPRESENTED Jehediah Brannon	VOUCHER NUMBER	
3. MAG. DKT/DEF. NUMBER	4. DIST. DKT/DEF. NUMBER 1:14-CR-08805-1-AA	5. APPEALS DKT/DEF. NUMBER	6. OTHER DKT/DEF. NUMBER
7. IN CASE/MATTER OF(Case Name) USA v. Brannon	8. PAYMENT CATEGORY Felony (including pre-trial diversion or alleged felony)	9. TYPE PERSON REPRESENTED Adult Defendant	10. REPRESENTATION TYPE Criminal Case
11. OFFENSE(S) CHARGED 15:1825 F INSPECTION VIOLATION PENALTIES			
12. ATTORNEY'S NAME AND MAILING ADDRESS Andrew Anders 110 Main Street San Antonio TX 78210 Phone: 210-833-5623 Cell phone: 210-555-1234 Email: isa_ornelas@aotx.uscourts.gov		13. COURT ORDER <input type="checkbox"/> A Associate <input type="checkbox"/> C Co-Counsel <input type="checkbox"/> D Federal Defender <input type="checkbox"/> F Subs for Federal Defender <input type="checkbox"/> L Learned Counsel <input type="checkbox"/> O Appointing Counsel <input type="checkbox"/> P Subs for Panel Attorney <input type="checkbox"/> R Subs for Retained Attorney <input type="checkbox"/> S Pro Se <input type="checkbox"/> T Retained Attorney <input type="checkbox"/> U Subs for Pro Se <input type="checkbox"/> X Administrative <input type="checkbox"/> V Standby Counsel Prior Attorney's Name Appointment Date Signature of Presiding Judge or By Order of the Court Albert Albertson Date of Order 3/3/2014 Repayment <input type="checkbox"/> YES <input checked="" type="checkbox"/> NO	
14. LAW FIRM NAME AND MAILING ADDRESS			

Master Authorization Information

Order Date	<input type="text"/>
Nunc Pro Tunc Date	<input type="text"/>
Repayment	<input type="checkbox"/>
Estimated Amount	\$ <input type="text" value="8000.00"/>
Authorized Amount	\$ <input type="text"/>
Basis of Estimate	<input type="text" value="100 hours at \$80/hour"/>
Description	<input type="text"/>
Service Type	<input type="text" value="Investigator"/>
Requested Provider	<input type="text" value="John Doe"/>
<input type="button" value="« First"/> <input type="button" value=" < Previous"/> <input type="button" value="Next >"/> <input type="button" value="Last »"/> <input type="button" value="Save"/> <input type="button" value="Delete Draft"/>	

Step 5

Click the **Documents** tab or click **Next** on the progress bar. To add an attachment, click **Browse** to locate your file, and then add a description of the attachment. Click **Upload**. The attachment and description is added to the voucher and appears at the bottom of the Description column.

Basic Info **Documents** Confirmation

Supporting Documents

File Upload (Only Pdf files of 10MB size or less!)

File

Description

Description	Delete	View
Document	Delete	View

« First < Previous **Next >** Last »


Note: All documents must be submitted in PDF format and must be 10 MB or less.

Step 6

Click the **Confirmation** tab or click **Next** on the progress bar. In the **Public/Attorney Notes** field, you can include any notes to the court. Select the check box to swear and affirm to the accuracy of the authorization, which automatically time stamps it. Click **Submit**.

Basic Info Documents **Confirmation**

Confirmation

1. CIR. DIST. DIV. CODE 0101	2. PERSON REPRESENTED Jebediah Brannon	VOUCHER NUMBER	
3. MAG. DKT/DEF. NUMBER	4. DIST. DKT/DEF. NUMBER 1:14-CR-00805-1-AA	5. APPEALS DKT/DEF. NUMBER	6. OTHER DKT/DEF. NUMBER
7. IN CASE MATTER OF (Case Name) USA v. Brannon	8. PAYMENT CATEGORY Felony (including pre-trial diversion of alleged felony)	9. TYPE PERSON REPRESENTED Adult Defendant	10. REPRESENTATION TYPE Criminal Case
11. OFFENSE(S) CHARGED 15:1825.F INSPECTION VIOLATION PENALTIES			
12. ATTORNEY'S STATEMENT As the attorney for the person represented above, I hereby affirm that the services requested are necessary for adequate representation. I hereby request: a) Authorization to obtain the service. Estimated compensation: \$ b) Approval of services already obtained to be paid for by the United States from the Defender Services Appropriation. Signature of Attorney: Andrew Anders 110 Main Street San Antonio TX 78210 Phone: 210-833-5623 Cell phone: 210-555-1234 Email: lisa_cenelas@aox.uscourts.gov			
13. DESCRIPTION AND JUSTIFICATION FOR SERVICES (see instructions)		14. TYPE OF SERVICE PROVIDER	
15. COURT ORDER Financial eligibility of the person represented having been established by the court's satisfaction, the authorization requested in item 12 is hereby granted. Signature of Presiding Judge or By Order of the Court Albert A. Bertson Date of Order: _____ Nunc Pro Tunc Date: _____ Repayment <input type="checkbox"/> YES <input checked="" type="checkbox"/> NO		<input type="checkbox"/> 01 Investigator <input type="checkbox"/> 16 Other Medical <input type="checkbox"/> 02 Interpreter/Translator <input type="checkbox"/> 16 Voice/Audio Analyst <input type="checkbox"/> 03 Psychologist <input type="checkbox"/> 17 Hair/Fiber Expert <input type="checkbox"/> 04 Psychiatrist <input type="checkbox"/> 18 Computer (Hardware/Software/Systems) <input type="checkbox"/> 05 Polygraph <input type="checkbox"/> 19 Paralegal Services <input type="checkbox"/> 06 Document Examiner <input type="checkbox"/> 20 Legal Analyst/Consultant <input type="checkbox"/> 07 Fingerprint Analyst <input type="checkbox"/> 21 Jury Consultant <input type="checkbox"/> 08 Accountant <input type="checkbox"/> 22 Mitigation Specialist <input type="checkbox"/> 09 CALR (Wetlaw/Lexis, etc.) <input type="checkbox"/> 23 Duplication Services <input type="checkbox"/> 10 Chemist/Toxicologist <input type="checkbox"/> 24 Other (Specify) <input type="checkbox"/> 11 Ballistics <input type="checkbox"/> 25 Litigation Support Services <input type="checkbox"/> 12 Weapons/Firearms/Explosive Expert <input type="checkbox"/> 26 Computer Forensics Expert <input type="checkbox"/> 14 Pathologist/Medical Examiner	
NOTES			
Signature of Presiding Judge	Date Signed	Judge Code	Approved Amount
Signature of Chief Judge, Court of Appeals (or Delegate)	Date Signed	Judge Code	Approved Amount
Total Approved Amount			
Public/Attorney Notes			
<input type="checkbox"/> I swear and affirm the truth or correctness of the above statements Date: _____			
			
« First	< Previous	Next >	Last »
Save		Delete Draft	Audit Assist

Step 7

A confirmation screen appears, indicating the previous action was successful and the authorization request has been submitted. Click the **Home Page** link to return to the home page. Click the **Appointment Page** link if you wish to create an additional document for this appointment.

Success

Your voucher has been submitted for payment. You will receive a notification if we need more details.

Please keep the following voucher number for your own records:

0101.0000152

Back to:

[Home Page](#)

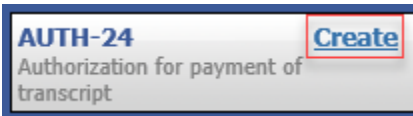
[Appointment Page](#)

Creating an Authorization for Transcripts (AUTH-24)

Note: There is **NOT AN AUTOSAVE** function on this program. You must click **Save** periodically to save your work.

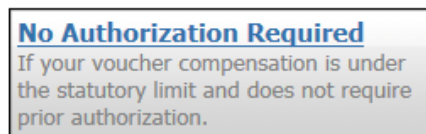
Step 1

On the Appointment page, in the Create New Voucher section, click the **Create** link next to AUTH-24.



Step 2

The authorization opens to the Basic Info page. Click the **No Authorization Required** link.



Step 3

On the Basic Info page, enter the details for the required transcript. Click **Save**.

Basic Info Documents Confirmation

Basic Info

1. CR. DIST. DIV. CODE 0101	1. PERSON REPRESENTED Isabeliah Brannon		VOUCHER NUMBER
3. MAG. DKT/DEF NUMBER	4. DIST. DKT/DEF NUMBER 1:14-CR-08805-1-AA	5. APPEALS DKT/DEF NUMBER	6. OTHER DKT/DEF NUMBER
7. IN CASE MATTER OF (Case Name) USA v. Brannon	8. PAYMENT CATEGORY Felony (including pre-trial diversion of alleged felony)	9. TYPE PERSON REPRESENTED Adult Defendant	10. REPRESENTATION TYPE Criminal Case
11. OFFENSE(S) CHARGED 15.1825 F INSPECTION VIOLATION PENALTIES			
12. ATTORNEY'S NAME AND MAILING ADDRESS Andrew Anders 110 Main Street San Antonio TX 78210 Phone: 210-833-5623 Cell phone: 210-555-1234 Email: hua_csmiles@scs.uscourts.gov		13. COURT ORDER <input type="checkbox"/> A Associate <input type="checkbox"/> C Co-Counsel <input type="checkbox"/> D Federal Defender <input type="checkbox"/> F Subs for Federal Defender <input type="checkbox"/> L Learned Counsel <input type="checkbox"/> O Appointing Counsel <input type="checkbox"/> F Subs for Panel Attorney <input type="checkbox"/> R Subs for Retained Attorney <input type="checkbox"/> S Pro Se <input type="checkbox"/> T Retained Attorney <input type="checkbox"/> U Subs for Pro Se <input type="checkbox"/> X Administrative <input type="checkbox"/> Y Standby Counsel Prior Attorney's Name Appointment Date Signature of Presiding Judge or By Order of the Court Albert Albertson Date of Order 5/3/2014 Nunc Pro Tunc Date Reapportionment <input type="checkbox"/> YES <input checked="" type="checkbox"/> NO	
14. LAW FIRM NAME AND MAILING ADDRESS			

Proceeding Transcript To Be Used

Proceeding To Be Transcribed

Apportioned Cost (%)

Apportioned Case and Defendant

Special Transcript Handling

Transcripts

☐ Prosecution Opening Statement
☐ Defense Opening Statement

☐ Prosecution Argument
☐ Defense Argument

☐ Prosecution Rebuttal
☐ Jury Instructions
☐ Voir Dire

Step 4

Click the **Documents** tab or click **Next** on the progress bar. To add an attachment, click **Browse** to locate your file, and then add a description of the attachment. Click **Upload**. The attachment and description are added to the voucher and appear in the Description column. Click **Save**.

Basic Info Documents Confirmation

Supporting Documents

File Upload (Only Pdf files of 10MB size or less!)

File Browse...

Description

Upload

Description	Delete	View
Proposed Order.pdf	Delete	View

« First < Previous **Next >** Last »

Save Delete Draft Audit Assist

Note: All documents must be submitted in PDF format and must be 10 MB or less.

Step 5

Click the **Confirmation** tab or click **Next** on the progress bar. In the **Public/Attorney Notes** field, you can include any notes to the court. Select the check box to swear and affirm to the accuracy of the authorization, which automatically time stamps it. Click **Submit**.

Basic Info Documents **Confirmation**

Confirmation

1. CHR. DIST. DIV. CODE 0101	2. PERSON REPRESENTED Jehediah Branson	VOUCHER NUMBER	
3. MAG. DKT/DEF. NUMBER	4. DIST. DKT/DEF. NUMBER F:14-CR-00805-1-AA	5. APPEALS. DKT/DEF. NUMBER	6. OTHER. DKT/DEF. NUMBER
7. IN CASE/MATTER OF (Case Name) USA v. Branson	8. PAYMENT CATEGORY Felony (including pre-trial diversion of alleged felony)	9. TYPE PERSON REPRESENTED Adult Defendant	10. REPRESENTATION TYPE Criminal Case
11. OFFENSE(S) CHARGED 15.182.5 F INSPECTION VIOLATION PENAL TIES			
REQUEST AND AUTHORIZATION FOR TRANSCRIPT			
12. PROCEEDING IN WHICH TRANSCRIPT IS TO BE USED			
13. PROCEEDING TO BE TRANSCRIBED (Describe specifically). NOTE: The trial transcripts are not to include prosecution opening			
14. SPECIAL AUTHORIZATIONS		JUDGE'S INITIALS	
A. Apportioned Cost % of transcript with			
B. <input type="checkbox"/> 14-Day <input type="checkbox"/> Expedited <input type="checkbox"/> 3-Day <input type="checkbox"/> Daily <input type="checkbox"/> Hourly <input type="checkbox"/> Realtime Unedited			
C. <input type="checkbox"/> Prosecution Opening Statement <input type="checkbox"/> Prosecution Argument <input type="checkbox"/> Prosecution Rebuttal <input type="checkbox"/> Defense Opening Statement <input type="checkbox"/> Defense Argument <input type="checkbox"/> Voir Dire <input type="checkbox"/> Jury Instructions			
D. In this multi-defendant case, commercial duplication of transcripts will impede the delivery of accelerated transcript services to persons proceeding under the Criminal Justice Act.			
15. ATTORNEY'S STATEMENT As the attorney for the person represented who is managed above, I hereby affirm that the transcript requested is necessary for adequate representation. I, therefore, request authorization to obtain the transcript services at the expense of the United States pursuant to the Criminal Justice Act.		16. COURT ORDER Financial eligibility of the person represented having been established to the Court's satisfaction the authorization requested in Item 15 is hereby granted. Signature of Presiding Judge or By Order of the Court Date of Order Nunc Pro Tunc Date	
Signature of Attorney Andrew Anders Printed Name Telephone Number: 210-833-5623			

Attention: The notes you enter will be available to the next approval level.

Public/Attorney Notes

☒ I swear and affirm the truth or correctness of the above statements
Date: 4/20/2020 21:49:45

Submit

< First < Previous **Next >** Last > Save Delete Draft Audit Assist

Step 6

A confirmation screen appears, indicating that the previous action was successful, and the authorization request has been submitted. Click the **Home Page** link to return to the home page. Click the **Appointment Page** link if you wish to create an additional document for this appointment.

Success

This document has been submitted.

Please keep the following document number for your own records:

0101.0000626

Back to:

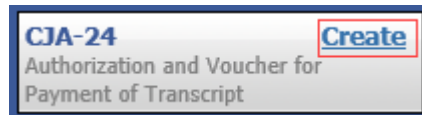
[Home Page](#)
[Appointment Page](#)

Creating a CJA-24 Voucher

Note: There is **NOT AN AUTOSAVE** function on this program. You must click **Save** periodically to save your work.

Step 1

On the Appointment page, in the Create New Voucher section, click the **Create** link next to CJA-24.



Step 2

The Basic Info page appears.

If your court does not require an AUTH-24, click the **No Existing Authorization in eVoucher** link. It is similar to creating a CJA-21, as outlined in the CJA-21 section. If your court does require an AUTH-24, click the **Use Existing Authorization in eVoucher** link.

Basic Info

Basic Info		VOUCHER NUMBER	
1. CIR. DIST. DIV. CODE 0101	2. PERSON REPRESENTED Jebediah Branson		
3. MAG. DKT/DEF. NUMBER	4. DIST. DKT/DEF. NUMBER 1:14-CR-08805-1-AA	5. APPEALS. DKT/DEF. NUMBER	6. OTHER. DKT/DEF. NUMBER
7. IN CASE MATTER OF (Case Name) USA v. Branson	8. PAYMENT CATEGORY Felony (including pre-trial diversion of alleged felony)	9. TYPE PERSON REPRESENTED Adult Defendant	10. REPRESENTATION TYPE Criminal Case
11. OFFENSE(S) CHARGED 15:1825 F INSPECTION VIOLATION PENALTIES			
EXCESS FEE LIMIT \$11,500.00	PRESIDING JUDGE Albert Albertson	MAGISTRATE JUDGE	DESIGNEE 1
			DESIGNEE 2

Authorization Selection
You can click the **Use Existing Authorization in eVoucher** button to select from a list of approved authorizations, or click the **No Existing Authorization in eVoucher** button.

Use Existing Authorization in eVoucher
You may click here to select from a list of approved authorizations.

No Existing Authorization in eVoucher
If you do not have an existing authorization in eVoucher, you may proceed by clicking here.

< First < Previous Next > Last > Delete Draft Audit Assist

Step 3

Click the applicable AUTH-24, which highlights it in blue. *You cannot continue until it is highlighted.*

Authorization Selection

You can click the **Use Existing Authorization in eVoucher** button to select from a list of approved authorizations, or click the **No Existing Authorization in eVoucher** button.

<p>Use Existing Authorization in eVoucher</p> <p>You may click here to select from a list of approved authorizations.</p>	<p>Please Select the Associated Authorization</p>
<p>No Existing Authorization in eVoucher</p> <p>If you do not have an existing authorization in eVoucher, you may proceed by clicking here.</p>	<div> <p>ID Number: 89 Service Type: Court Reporter / Transcript</p> <p>Order Date: 01/21/2016 Special Handling: 0</p> <p>Proceeding Transcribed: Transcription</p> <p> <input type="checkbox"/> Prosecution Opening <input type="checkbox"/> Prosecution Argument <input type="checkbox"/> Prosecution Rebuttal <input type="checkbox"/> Defense Opening Statement <input type="checkbox"/> Defense Argument <input type="checkbox"/> Jury Instructions <input type="checkbox"/> Voir Dire </p> <p>In this multi-defendant case, commercial duplication of transcripts will impede the delivery of accelerated transcript services to persons proceeding under the Criminal Justice Act.</p> </div> <div> <p>ID Number: 116 Service Type: Court Reporter / Transcript</p> <p>Order Date: 03/22/2016 Special Handling: 0</p> <p>Proceeding Transcribed: Arraignment</p> <p> <input type="checkbox"/> Prosecution Opening <input type="checkbox"/> Prosecution Argument <input type="checkbox"/> Prosecution Rebuttal <input type="checkbox"/> Defense Opening Statement <input type="checkbox"/> Defense Argument <input type="checkbox"/> Jury Instructions <input type="checkbox"/> Voir Dire </p> <p>In this multi-defendant case, commercial duplication of transcripts will impede the delivery of accelerated transcript services to persons proceeding under the Criminal Justice Act.</p> </div>

Step 4

Click the **Expert** drop-down arrow and select the transcriptionist. In the Voucher Assignment section, click the appropriate radio button indicating whether the attorney or the transcriptionist will be entering information. Click **Create Voucher**.

New Voucher Information

Description

Court Reporter/Transcriber Status
☒ Official ☐ Contract ☐ Transcriber ☐ Other

Service Provider
 You can search one of the service providers already in the system
 OR you can enter the required information for another provider

Expert

Expert Info
 Details
LeVar Expert
 AO-CMSO
 Washington DC 20544 US
 Phone: 202-502-2965

Voucher Assignment * ☒ Attorney ☐ Expert
This indicates who will be responsible for filling the voucher claim part

Create Voucher

Notes:

- To enter a new transcriptionist into the system, select the expert from the **Expert** drop-down list, and enter details in the Expert Info section.
- Selecting a transcriptionist already in the system automatically populates that expert's information.
- Select whether the attorney or the court reporter will be filling out the voucher claim portion.
- If the attorney clicks the **Expert** radio button, the expert fills out the required expense information and submits the form. The attorney then approves and submits to the court.

Step 5

Click the **Services** tab or click **Next** on the progress bar. Complete the **Date**, **Service Type**, **No. of Pages**, **Rate Per Page**, and **Description** fields, then click **Add**. The item appears in the Service Type column. Click **Save**.

Basic Info **Services** Expenses Documents Confirmation

Services

Date: 4/20/2020 * Description:

Service Type: *

Include Page Numbers:

No. of Pages: * Rate Per Page: *

Less Amount Apportioned:

Less Amount Adjusted:

Add **Delete Item**

* Required Fields

To group by a particular Header, drag the column to this area.

Service Type	Date	Description	Incl. Page Numbers	No. Pages	Rate	Apportioned	Discount	Total
Original	04/20/2020	Transcription.		15	10.00			150.00

1 Page 1 of 1 (1 items)

« First < Previous **Next >** Last » **Save** Delete Draft Audit Assist

Step 6

Click the **Expenses** tab or click **Next** on the progress bar. Complete the **Date**, **Expense Type**, and **Description** fields, and then click **Add**. The item appears in the Expense Type column. Click **Save**.

Basic Info Services **Expenses** Documents Confirmation

Expenses

Date: 4/20/2020 * Description:

Expense Type: *

Miles: * at \$0.535 per mile.

Amount:

Add **Remove**

* Required Fields

To group by a particular Header, drag the column to this area.

Expense Type	Date	Description	Mile	Rate	Amt
Travel Miles	04/20/2...	Travel to court.	20	0.535	10.7

1 Page 1 of 1 (1 items)

« First < Previous **Next >** Last » **Save** Delete Draft Audit Assist

Step 7

Click the **Documents** tab or click **Next** on the progress bar. Click **Browse** to locate your file, and then add a description of the attachment. Click **Upload**. The attachment and description are added to the voucher and appear in the Description column.

Basic Info

Services

Expenses

Documents

Confirmation

Supporting Documents

File Upload (Only Pdf files of 10MB size or less!)

File

C:\Users\JaimeLongoria\I Browse...

Description

Document

Upload

Description

Document

Delete

View

« First

< Previous

Next >

Last »

Save

Delete Draft

Audit Assist


Note: All documents must be submitted in PDF format and must be 10 MB or less.

Step 8

Click the **Confirmation** tab or click **Next** on the progress bar. In the **Public/Attorney Notes** field, you can include any notes to the court. Select the check box to swear and affirm to the accuracy of the authorization, which automatically time stamps it. Click **Submit**.

Basic Info Services Expenses Documents **Confirmation**

Confirmation

1. CIR./DIST.DIV. CODE 0101	2. PERSON REPRESENTED Jebediah Branson	VOUCHER NUMBER	
3. MAG. DKT/DEF. NUMBER	4. DIST. DKT/DEF. NUMBER 1:14-CR-08805-1-AA	5. APPEALS. DKT/DEF. NUMBER	6. OTHER. DKT/DEF. NUMBER
7. IN CASE/MATTER OF(Case Name) USA v. Branson	8. PAYMENT CATEGORY Felony (including pre-trial diversion of alleged felony)	9. TYPE PERSON REPRESENTED Adult Defendant	10. REPRESENTATION TYPE Criminal Case
11. OFFENSE(S) CHARGED 15:1825 F INSPECTION VIOLATION PENALTIES			
12. PROCEEDING IN WHICH TRANSCRIPT IS TO BE USED Transcript			
13. PROCEEDING TO BE TRANSCRIBED (Describe specifically). NOTE: The trial transcripts are not to include prosecution opening transcription			
14. SPECIAL AUTHORIZATIONS		JUDGE'S INITIALS	
A. Apportioned Cost % of transcript with			
B. <input type="checkbox"/> 14-Day <input type="checkbox"/> Expedited <input type="checkbox"/> 3-Day <input type="checkbox"/> Daily <input type="checkbox"/> Hourly <input type="checkbox"/> Realtime Unedited			
C. <input type="checkbox"/> Prosecution Opening Statement <input type="checkbox"/> Prosecution Argument <input type="checkbox"/> Prosecution Rebuttal <input type="checkbox"/> Defense Opening Statement <input type="checkbox"/> Defense Argument <input type="checkbox"/> Voir Dire <input type="checkbox"/> Jury Instructions			
D. In this multi-defendant case, commercial duplication of transcripts will impede the delivery of accelerated transcript services to persons proceeding under the Criminal Justice Act.			
15. ATTORNEY'S STATEMENT As the attorney for the person represented who is managed above, I hereby affirm that the transcript requested is necessary for adequate representation. I, therefore, request authorization to obtain the transcript services at the expense of the United States pursuant to the Criminal Justice Act. Andrew Anders /S/ 1/21/2016 14:48:16 Signature of Attorney Date Andrew Anders Printed Name Telephone Number: 210-833-5623		16. COURT ORDER Financial eligibility of the person represented having been established to the Court's satisfaction the authorization requested in Item 15 is hereby granted. Albert Albertson Signature of Presiding Judge or By Order of the Court 01/21/2016 Date of Order Nunc Pro Tunc Date	
CLAIMS FOR SERVICES			
17. COURT REPORTER/TRANSCRIBER STATUS <input checked="" type="checkbox"/> Official <input type="checkbox"/> Contract <input type="checkbox"/> Transcriber <input type="checkbox"/> Other		18. PAYEE'S NAME AND ADDRESS LeVar Expert, Inc. AO-CMSO Washington DC 20544 US Phone: 202-502-2965	
19. SOCIAL SECURITY NUMBER OR EMPLOYER ID NUMBER OF PAYEE TIN: XX-XXXXXXX			
20. TRANSCRIPT	INCLUDE PAGE NUMBERS	NO. OF PAGES	RATE PER PAGE
Original	see detail	0	see detail
Copy	see detail	0	see detail
Expenses (turning)			
SUB-TOTAL			LESS AMOUNT APPORTIONED
TOTAL			
			\$0.00
			\$0.00
			\$0.00
TOTAL AMOUNT CLAIMED			\$0.00
21. CLAIMANT CERTIFICATION OF SERVICE PROVIDED I hereby certify that the above claim is for services rendered and is correct, and that I have not sought or received payment (compensation or anything of value) from any other source for these services. Signature of Claimant/Payee: Date:			
22. CERTIFICATION OF ATTORNEY OR CLERK I hereby certify that the services were rendered and that the transcript was received. Signature of Attorney or Clerk Date			
23. APPROVED FOR PAYMENT -- COURT USE ONLY Signature of Judge or Clerk of Court Date Approved Amount			
Public/Attorney Notes			
<input checked="" type="checkbox"/> I swear and affirm the truth or correctness of the above statements Date: 4/20/2020 22:12:0			
			

« First < Previous **Next >** Last » Save Delete Draft Audit Assist

Step 9

A confirmation screen appears, indicating the previous action was successful, and the voucher has been submitted. Click the **Home Page** link to return to the home page. Click the **Appointment Page** link if you wish to create an additional document for this appointment.

Success

Your voucher has been submitted for payment. You will receive a notification if we need more details.

Please keep the following voucher number for your own records:

0101.0000165

Back to:

[Home Page](#)

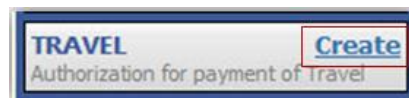
[Appointment Page](#)

Creating a Travel Voucher

Note: There is **NOT AN AUTOSAVE** function on this program. You must click **Save** periodically to save your work.

Step 1

On the Appointment page, in the Create New Voucher section, click the **Create** link next to TRAVEL.



Step 2

The Basic Info page appears. The Travel Agency to be Used section automatically populates.

Basic Info | Authorization Request | Documents | Confirmation

Basic Info

1. CJC DISTRICT CODE 0101	2. PERSON REPRESENTED Jebedah Branson	VOUCHER NUMBER	
3. MAG. DIST. DEF. NUMBER	4. DIST. DEF. NUMBER 1:14-CR-08805-1-AA	5. APPEALS DIST. DEF. NUMBER	6. OTHER DIST. DEF. NUMBER
7. IN CASE MATTER OF (Case Name) USA v. Branson	8. PAYMENT CATEGORY Felony (including pre-trial diversion of alleged felony)	9. TYPE PERSON REPRESENTED Adult Defendant	10. REPRESENTATION TYPE Criminal Case
11. OFFENSE(S) CHARGED 15.1825 F INSPECTION VIOLATION PENALTIES			
12. ATTORNEY'S NAME AND MAILING ADDRESS Andrew Anders 110 Main Street San Antonio TX 78210 Phone: 210-833-5623 Cell phone: 210-555-1234 Email: jun_omelao@act.uscourts.gov		13. COURT ORDER <input type="checkbox"/> A Associate <input type="checkbox"/> C Co-Counsel <input type="checkbox"/> D Federal Defender <input type="checkbox"/> F Subs for Federal Defender <input type="checkbox"/> L Learned Counsel (Capital Only) <input type="checkbox"/> O Appointing Counsel <input type="checkbox"/> P Subs for Panel Attorney <input type="checkbox"/> R Subs for Retained Attorney <input type="checkbox"/> S Pro Se <input type="checkbox"/> T Retained Attorney <input type="checkbox"/> U Subs for Pro Se <input type="checkbox"/> X Administrative <input type="checkbox"/> Y Standby Counsel Prior Attorney's Name Appointment Date Signature of Presiding Judge or By Order of the Court Albert Albertson Date of Order 6/3/2014 Repayment <input type="checkbox"/> YES <input checked="" type="checkbox"/> NO	
14. LAW FIRM NAME AND MAILING ADDRESS		15. Non Pro Tunc Date	
Travel Agency to be Used: National Travel Service (NTS) ▼ <div style="border: 1px solid black; padding: 5px; margin-top: 5px;"> National Travel Service (NTS) 707 Virginia Street East Suite 100 Charleston, WV 25301 Phone: (800) 445-0668 Fax: Email: </div>			

<< First < Previous Next > Last >> Save Delete Draft Audit Assist

Step 3

Click the **Authorization Request** tab or click **Next** on the progress bar. Complete all required fields marked with red asterisks, and then click **Add**. The information appears in the table at the bottom of the screen. Click **Save**.

Basic Info | **Authorization Request** | Documents | Confirmation

Request For Travel*

*** Required Fields**

Name and Title of Person Traveling: Andrew Anders *

Address of Person Traveling: 123 Way San Antonio, TX 78229 *

Travel From Location: San Antonio, TX *

Travel To Location: Los Angeles, CA *

Estimated Dates of Travel: 5/25-5/28 *

Travel Requested: *

	Estimated Cost:	Instructions for requesting amounts for the travel items:
Airline Tickets via CJA Government Travel Agency:	300.00	Complete the estimated dollar amount for each applicable line.
Ground Transportation:	20.00	The "Total Estimated Cost" field is automatically calculated based on the estimated amounts entered in the Travel line items.
Subsistence (Hotels & meals):	100.00	
Other:		Complete information for one traveler per form.

Total Estimated Cost: 420.00

Total Authorized:

Purpose and Justification: Travel to talk to witness. *

Court Notes:

Add Remove

* All travel and expenses must be in compliance with government travel regulations. Actual cost of hotel and meals up to the established per diem rate. Expenses for travel for one day or last day is up to the M&JE rate.

Traveler	Travel From	Travel To	Travel Dates	Purpose and Justification	Estimated	Authorizer	Court Notes
Andrew Anders	San Antonio, TX	Los Angeles, CA	5/25-5/28	Travel to talk to witness.	420.00		

Page 1 of 1 (1 items)

<< First < Previous **Next>** Last>> Save Delete Draft Audit Assist

Step 4

Click the **Documents** tab or click **Next** on the progress bar. Click **Browse** to locate your file, and then add a description of the attachment. Click **Upload**. The attachment and description are added to the voucher and appear in the Description column.

Basic Info | Authorization Request | **Documents** | Confirmation

Supporting Documents

File Upload (Only Pdf files of 10MB size or less!)

File: C:\Users\JaimeLongoria\ Browse...

Description: Travel Receipts

Upload

Description	Delete	View
Travel Receipts	Delete	View

<< First < Previous **Next>** Last>> Save Delete Draft Audit Assist

Note: All documents must be submitted in PDF format and must be 10 MB or less.

Step 5

Click the **Confirmation** tab or click **Next** on the progress bar. In the **Public/Attorney Notes** field, you can include any notes to the court. Select the check box to swear and affirm to the accuracy of the authorization, which automatically time stamps it. Click **Submit**.

Basic Info Services Expenses Documents **Confirmation**


Confirmation

1. CIR./DIST.DIV.CODE 0101	2. PERSON REPRESENTED Jebediah Branson	VOUCHER NUMBER	
3. MAG. DKT/DEF. NUMBER	4. DIST. DKT/DEF. NUMBER 1:14-CR-08805-1-AA	5. APPEALS. DKT/DEF. NUMBER	6. OTHER. DKT/DEF. NUMBER
7. IN CASE/MATTER OF (Case Name) USA v. Branson	8. PAYMENT CATEGORY Felony (including pre-trial diversion of alleged felony)	9. TYPE PERSON REPRESENTED Adult Defendant	10. REPRESENTATION TYPE Criminal Case
11. OFFENSE(S) CHARGED 15-1825 F INSPECTION VIOLATION PENALTIES			
REQUEST AND AUTHORIZATION FOR TRANSCRIPT			
12. PROCEEDING IN WHICH TRANSCRIPT IS TO BE USED Transcript			
13. PROCEEDING TO BE TRANSCRIBED (Describe specifically). NOTE: The trial transcripts are not to include prosecution opening transcription			
14. SPECIAL AUTHORIZATIONS		JUDGE'S INITIALS	
A. Apportioned Cost % of transcript with			
B. <input type="checkbox"/> 14-Day <input type="checkbox"/> Expedited <input type="checkbox"/> 3-Day <input type="checkbox"/> Daily <input type="checkbox"/> Hourly <input type="checkbox"/> Realtime Unedited			
C. <input type="checkbox"/> Prosecution Opening Statement <input type="checkbox"/> Prosecution Argument <input type="checkbox"/> Prosecution Rebuttal <input type="checkbox"/> Defense Opening Statement <input type="checkbox"/> Defense Argument <input type="checkbox"/> Voir Dire <input type="checkbox"/> Jury Instructions			
D. In this multi-defendant case, commercial duplication of transcripts will impede the delivery of accelerated transcript services to persons proceeding under the Criminal Justice Act.			
15. ATTORNEY'S STATEMENT As the attorney for the person represented who is managed above, I hereby affirm that the transcript requested is necessary for adequate representation. I, therefore, request authorization to obtain the transcript services at the expense of the United States pursuant to the Criminal Justice Act. Andrew Anders /S/ 1/21/2016 14:48:16 Signature of Attorney Date Andrew Anders Printed Name Telephone Number: 210-833-5623		16. COURT ORDER Financial eligibility of the person represented having been established to the Court's satisfaction the authorization requested in Item 15 is hereby granted. Albert Albertson Signature of Presiding Judge or By Order of the Court 01/21/2016 Date of Order Nunc Pro Tunc Date	
CLAIMS FOR SERVICES			
17. COURT REPORTER/TRANSCRIBER STATUS <input type="checkbox"/> Official <input type="checkbox"/> Contract <input type="checkbox"/> Transcriber <input type="checkbox"/> Other		18. PAYEE'S NAME AND ADDRESS LeVar Expert, Inc. AO-CMSO Washington DC 20544 US Phone: 202-502-2965	
19. SOCIAL SECURITY NUMBER OR EMPLOYER ID NUMBER OF PAYEE TIN: XX-XXXXXXX			
20. TRANSCRIPT	INCLUDE PAGE NUMBERS	NO. OF PAGES	RATE PER PAGE
Original	see detail	0	see detail
Copy	see detail	0	see detail
Expenses (Itemize)			
SUB-TOTAL		LESS AMOUNT APPORTIONED	
\$0.00		\$0.00	
TOTAL		\$0.00	
TOTAL AMOUNT CLAIMED: \$0.00			
21. CLAIMANT CERTIFICATION OF SERVICE PROVIDED I hereby certify that the above claim is for services rendered and is correct, and that I have not sought or received payment (compensation or anything of value) from any other source for these services. Signature of Claimant/Payee: Date:			
ATTORNEY CERTIFICATION			
22. CERTIFICATION OF ATTORNEY OR CLERK I hereby certify that the services were rendered and that the transcript was received. Signature of Attorney or Clerk Date			
APPROVED FOR PAYMENT -- COURT USE ONLY			
23. APPROVED FOR PAYMENT Signature of Judge or Clerk of Court Date Approved Amount			

Attention: The notes you enter will be available to the next approval level.

Public/Attorney Notes

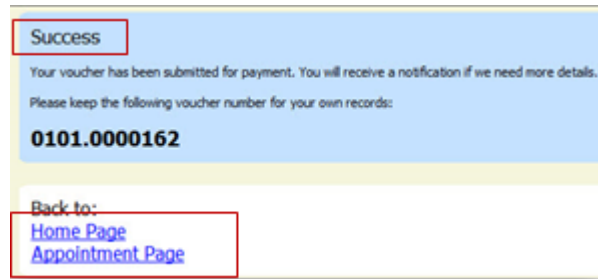
☒ I swear and affirm the truth or correctness of the above statements
Date: 4/20/2020 22:12:0

 Submit

« First < Previous **Next >** Last » Save Delete Draft Audit Assist

Step 6

A confirmation screen appears, indicating the previous action was successful and the voucher has been submitted. Click the **Home Page** link to return to the home page. Click the **Appointment Page** link if you wish to create an additional document for this appointment.



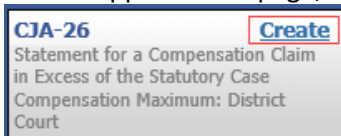
Creating a CJA-26 Voucher

This is a request and justification for expenses outside the statutory limits.

Note: There is **NOT AN AUTOSAVE** function on this program. You must click **Save** periodically to save your work.

Step 1

On the Appointment page, in the Create New Voucher section, click the **Create** link next to CJA-26.



Step 2

The Basic Info page appears. Enter the details for information required. Click **Save**.

Basic Info Justification Documents Confirmation

Basic Info

1. CJA-26 VOUCHER NUMBER 0101	2. PERSON REPRESENTED Deborah Brannon	3. VOUCHER NUMBER 0101
4. MAG. DISTRICT NUMBER 14-CP-0805-1-AA	5. APPEALS DISTRICT NUMBER 14-CP-0805-1-AA	6. OTHER DISTRICT NUMBER
7. CASE MATTER OF (Case Name) USA v. Brannon	8. PAYMENT CATEGORY Felony (including pre-trial diversion of alleged felony)	9. TYPE PERSON REPRESENTED Adult Defendant
10. OFFENSES CHARGED 15-1825 F INSPECTION VIOLATION PENALTIES	11. ATTORNEY'S NAME AND MAILING ADDRESS Andrew Anders 110 Main Street San Antonio TX 78210 Phone: 210-833-5823 Cell phone: 210-555-1234 Email: ajm_omelas@scs.uscourts.gov	12. COURT ORDER <input type="checkbox"/> A Associate <input type="checkbox"/> C Co-Counsel <input type="checkbox"/> D Federal Defender <input type="checkbox"/> F Sub for Federal Defender <input type="checkbox"/> G Sub for Panel Attorney <input type="checkbox"/> H Sub for Retained Attorney <input type="checkbox"/> I Pro Se <input type="checkbox"/> J Trial Attorney <input type="checkbox"/> K Sub for Pro Se <input type="checkbox"/> L Administrative <input type="checkbox"/> M Sub for Pro Se <input type="checkbox"/> N Sub for Pro Se <input type="checkbox"/> O Sub for Pro Se <input type="checkbox"/> P Sub for Pro Se <input type="checkbox"/> Q Sub for Pro Se <input type="checkbox"/> R Sub for Pro Se <input type="checkbox"/> S Sub for Pro Se <input type="checkbox"/> T Sub for Pro Se <input type="checkbox"/> U Sub for Pro Se <input type="checkbox"/> V Sub for Pro Se <input type="checkbox"/> W Sub for Pro Se <input type="checkbox"/> X Sub for Pro Se <input type="checkbox"/> Y Sub for Pro Se <input type="checkbox"/> Z Sub for Pro Se
13. LAW FIRM NAME AND MAILING ADDRESS	14. COURT ORDER Prior Attorney's Name Appointed Date Signature of Presiding Judge or By Order of the Court Robert A. Heston Date of Order 9/2/2014 Repeatment <input type="checkbox"/> YES <input checked="" type="checkbox"/> NO	

Amount Requested Amount Approved

Pre Trial Hours Trial Hours Sentencing Hours Other In-Court Hours Out-Of-Court Hours

Number of Counts Number of Co-Defendants

Other Pending Cases

Sentencing Guideline Range

Mandatory Minimum Found ☐

< First < Previous Next > Last > Save Delete Draft Audit Assist

Step 3

Click the **Justification** tab or click **Next** on the progress bar. On the Justification page, enter information in the text fields, and then click **Save**.

Basic Info **Justification** Documents Confirmation

Justification

3. Describe discovery materials (nature and volume) and/or discovery practices which are a noteworthy factor in the number of hours claimed.

4. List and describe motions, legal memoranda, jury instructions, and sentencing documents, or legal research not resulting in such, which are a noteworthy factor in the number of hours claimed and which were drafted originally for this case (do not include standardized motions, etc., unless content was modified significantly).

5. Summarize investigation and case preparation (e.g., number and accessibility of witnesses interviewed, record collection, document organization) which are a noteworthy factor in the number of hours claimed.

6. Explain, if noteworthy, impact on the number of hours claimed of investigative, expert, or other services used (CJA 21 voucher)

7. Describe whether any of the following client considerations are a noteworthy factor in the number of hours claimed and explain each: communication with client/family, language difference, accessibility of client, or other

8. Explain any expense (items 17 and 18 of the CJA 20 voucher) greater than \$500

9. Explain any other noteworthy circumstances regarding the case and the representation provided to support this compensation request. Include, if applicable: (a) negotiations with U.S. attorney's office or law enforcement agency; (b) complexity or novelty of legal issues and factual complexity; (c) responsibilities involved measured by the magnitude and importance of the case; (d) manner in which duties were performed and knowledge, skill efficiency, professionalism, and judgment required of and used by counsel; (e) nature of counsel's practice and hardship or injury resulting from the representation; and (f) any extraordinary pressure of time or other factors under which services were rendered.

« First < Previous **Next >** Last »

Save Delete Draft Audit Assist

Step 4

Click the **Documents** tab or click **Next** on the progress bar. Click **Browse** to locate your file, and then add a description of the attachment. Click **Upload**. The attachment and description are added to the voucher and appear in the Description column.

Basic Info

Justification

Documents

Confirmation

Supporting Documents

File Upload (Only Pdf files of 10MB size or less!)

File

C:\Users\JaimeLongoria\Browse...

Description

Document

Upload

Description	Delete	View
Document	Delete	View

« First

< Previous

Next >

Last »

Save

Delete Draft

Audit Assist

Note: All documents must be submitted in PDF format and must be 10 MB or less.

Step 5

Click the **Confirmation** tab or click **Next** on the progress bar. In the **Public/Attorney Notes** field, you can include any notes to the court. Select the check box to swear and affirm to the accuracy of the authorization, which automatically time stamps it. Click **Submit**.

Basic Info Justification Documents **Confirmation**

Confirmation

SUPPLEMENTAL INFORMATION STATEMENT FOR A COMPENSATION CLAIM IN EXCESS OF THE STATUTORY CASE COMPENSATION MAXIMUM: DISTRICT COURT

THIS FORM PROVIDES INFORMATION TO SUPPORT COUNSEL'S CLAIM THAT THE REPRESENTATION GIVEN WAS IN AN EXTENDED OR COMPLEX CASE, AND THAT THE EXCESS PAYMENT IS NECESSARY TO PROVIDE FAIR COMPENSATION. PARAGRAPH 2.22 B(3) OF THE *GUIDELINES FOR THE ADMINISTRATION OF THE CRIMINAL JUSTICE ACT*, VOLUME VII, *GUIDE TO JUDICIARY POLICIES AND PROCEDURES*, DEFINES THE TERMS "EXTENDED" AND "COMPLEX," AND SUGGESTS CRITERIA FOR DETERMINING "FAIR COMPENSATION." THIS FORM SERVES AS COUNSEL'S MEMORANDUM REQUIRED BY PARAGRAPH 2.22 C (2) OF THOSE *GUIDELINES*, AND DOES NOT REPLACE ANY OTHER DOCUMENTATION REQUIRED TO SUPPORT THE PAYMENT REQUEST. IF EXTRA SPACE IS NEEDED, ATTACH ADDITIONAL SHEETS OF PAPER.

ATTORNEY NAME: Andrew Anders

CASE NAME: USA v. Branson

DOCKET NUMBER: 1:14-CR-08805-AA DEFENDANT NUMBER: 1 VOUCHER NUMBER:

1 PERIOD OF APPOINTMENT (DATES): 3/3/2014

TOTAL NUMBER OF IN-COURT HOURS: 0
PRETRIAL HEARINGS: 0 TRIAL: 0 SENTENCING HEARINGS: 0 ALL OTHER IN-COURT: 0
TOTAL NUMBER OF OUT-OF-COURT HOURS: 0

2 OFFENSES CHARGED: 15:1825 F INSPECTION VIOLATION PENALTIES

NUMBER OF COUNTS CHARGED: 0 NUMBER OF CO-DEFENDANTS: 0
OTHER PENDING CASES (DOCKET NUMBERS) OF DEFENDANT DURING REPRESENTATION:
IF APPLICABLE, SENTENCING GUIDELINE RANGE FOUND BY THE COURT FOR SENTENCING:
WAS A MANDATORY MINIMUM FOUND OR AT ISSUE AT SENTENCING? ☐ YES ☒ NO

3 DESCRIBE DISCOVERY MATERIALS (NATURE AND VOLUME) AND/OR DISCOVERY PRACTICES WHICH ARE A NOTEWORTHY FACTOR IN THE NUMBER OF HOURS CLAIMED:

4 LIST AND DESCRIBE MOTIONS, LEGAL MEMORANDA, JURY INSTRUCTIONS, AND SENTENCING DOCUMENTS, OR LEGAL RESEARCH NOT RESULTING IN SUCH, WHICH ARE A NOTEWORTHY FACTOR IN THE NUMBER OF HOURS CLAIMED AND WHICH WERE DRAFTED ORIGINALLY FOR THIS CASE (DO NOT INCLUDE STANDARDIZED MOTIONS, ETC., UNLESS CONTENT WAS MODIFIED SIGNIFICANTLY):

5 SUMMARIZE INVESTIGATION AND CASE PREPARATION (E.G., NUMBER AND ACCESSIBILITY OF WITNESSES INTERVIEWED, RECORD COLLECTION, DOCUMENT ORGANIZATION) WHICH ARE A NOTEWORTHY FACTOR IN THE NUMBER OF HOURS CLAIMED:

6 EXPLAIN, IF NOTEWORTHY, IMPACT ON THE NUMBER OF HOURS CLAIMED OF INVESTIGATIVE, EXPERT, OR OTHER SERVICES USED (CJA 21 VOUCHER):

7 CHECK WHETHER ANY OF THE FOLLOWING CLIENT CONSIDERATIONS ARE A NOTEWORTHY FACTOR IN THE NUMBER OF HOURS CLAIMED AND EXPLAIN EACH: COMMUNICATION WITH CLIENT/FAMILY, LANGUAGE DIFFERENCE, ACCESSIBILITY OF CLIENT, OTHER:

8 EXPLAIN ANY EXPENSE (ITEMS 17 AND 18 OF THE CJA 20 VOUCHER) GREATER THAN \$500:

9 EXPLAIN ANY OTHER NOTEWORTHY CIRCUMSTANCES REGARDING THE CASE AND THE REPRESENTATION PROVIDED TO SUPPORT THIS COMPENSATION REQUEST:

INCLUDE, IF APPLICABLE: (A) NEGOTIATIONS WITH U.S. ATTORNEY'S OFFICE OR LAW ENFORCEMENT AGENCY; (B) COMPLEXITY OR NOVELTY OF LEGAL ISSUES AND FACTUAL COMPLEXITY; (C) RESPONSIBILITIES INVOLVED MEASURED BY THE MAGNITUDE AND IMPORTANCE OF THE CASE; (D) MANNER IN WHICH DUTIES WERE PERFORMED AND KNOWLEDGE, SKILL EFFICIENCY, PROFESSIONALISM, AND JUDGMENT REQUIRED OF AND USED BY COUNSEL; (E) NATURE OF COUNSEL'S PRACTICE AND HARDSHIP OR INJURY RESULTING FROM THE REPRESENTATION; AND (F) ANY EXTRAORDINARY PRESSURE OF TIME OR OTHER FACTORS UNDER WHICH SERVICES WERE RENDERED.


Signature of Attorney Andrew Anders	Date Signed	Requested Amount
Signature of Presiding Judge	Date Signed	Judge Code Approved Amount
Signature of Chief Judge, Court of Appeals (or Delegate)	Date Signed	Judge Code Approved Amount

Public/Attorney Notes

Attention: The notes you enter will be available to the next approval level.

☒ I swear and affirm the truth or correctness of the above statements

Date: 4/20/2020 22:27:34

 **Submit**

« First < Previous **Next >** Last » Save Delete Draft Audit Assist

Step 6

Click the **Home Page** link to return to the home page. Click the **Appointment Page** link if you wish to create an additional document for this appointment.

