

Memo



From: Chris Snyder *CS*
Date: September 14, 2016
Re: Ann Arbor Probation Interview Room Furniture

Please quote on the attached furniture using GSA Schedule Pricing. The furniture will be delivered and installed in the Ann Arbor courthouse. **These specifications are based on Steelcase product. Please quote Steelcase or EQUIVALENT.**

Please submit pricing ASAP but no later than 5 PM EST on Wednesday, September 21. The order will be awarded to the Least Cost, Technically Acceptable Offer. Please feel free to contact me with questions.

Thank you,

Chris Snyder
Procurement Specialist
United States District Court Eastern District of Michigan
231 W Lafayette Blvd, Detroit MI 48226, Room 827
Ph 313.234.5087 Fax 313.202.5842

UNITED STATES DISTRICT COURT

FURNITURE BID REQUIREMENTS

Overview:

The U.S. District Court (USDC) will be procuring furniture to provide casegoods and seating.

Mission:

- The USDC Mission is to promote adaptable workspace solutions that will provide the basis for the following requirements.

Intent:

- From a single source, USDC intends to acquire "Turn-Key" solutions.

Instructions:

- The contract for furniture product(s) will be placed with the vendor that meet all of the specifications as outlined.
- This request is for **GSA Schedule Pricing**. Please include GSA schedule contract information, warranties, shipping cost, and delivery schedule. Our project team will evaluate all responses and a fixed price award will be made from this RFQ based on the lowest priced, technically acceptable offer.

Delivery Schedule:

- Once an award has been made, a delivery schedule will be provided.

Related Documents:

- The provisions of the General Conditions are included as a part of this section as though bound herein.

Scope:

- Furnish all material and labor necessary to fabricate and install casegoods and seating.
- The following specifications are Required Performance Specifications. Refer to specification guide for description.

Submittals:

- Product Data: Manufacturer's printed data sheets for products specified.
- Selection Samples: Manufacturer's color charts and swatches for fabric upholstery, indicating full range of materials, colors, and patterns available matching specified finishes.

Products:

- Reference the Specification Worksheet for quantities.

Product Offering:

- Manufacturer must provide an integrated offering of casegoods, storage and seating.
- All products must be directly compatible and integrateable in design.

Materials & Construction:

- Construction shall be an integrated assembly of top, gables, pedestal chassis, modesty panel, dowels, connectors, glue and screws.
- Grain patterns on all vertical surfaces shall run vertically, including drawer fronts.
- Adjustable glides shall be supplied in each unit.
- Installation instructions shall be included in each unit.
- Grommet locations shall be standard (where appropriate) on cases.

General Conditions for Casegoods and Seating

A. Government Responsibilities

The Government shall reserve the authority to stop work on a given segment of work or item to ensure proper interpretation and execution of the requirements of this specification.

The Government's representative will accept items being delivered. The Government's representative will inform the government of missing or damaged items. All paperwork noting condition of furnishings will come through the Government's representative.

The Government shall conduct a final inspection of all merchandise ordered to assure that all items meet specifications, are in new and undamaged condition, are assembled or installed properly and placed in their properly designated locations.

The Government shall be the interpreter of all work covered in this bid document.

The Government shall visit the project periodically to inspect the work. After installation, final inspection of all furniture will be made and the government will establish a punch list of necessary corrections to furniture.

Approval of all materials, fabrics, finishes, colors and details shall be made by the Government.

B. Contractor Responsibilities

The Contractor is defined as the bidder(s) awarded the contract(s) to provide, manufacture, deliver, and/or install furniture at the project location(s) detailed in Specification Worksheet.

C. Documents

The Contract Documents contemplate a finished piece work of such character and quality as is described therein and is reasonably inferable from them. The Contractor agrees that the Contract Sum for the work hereunder includes sufficient money allowance to make the work complete and operable, fitting with the work of other Contractors and the Government, and in compliance with good practice. Contractor agrees that minor discrepancies or omissions, the failure to show repeated details, or the repetition on any drawings of the figures or notes given on another shall not be the cause for additional charges or claims.

In the case of an inconsistency between Drawings and Specifications or within either Document not clarified by addendum, the better quality or greater quantity of Work shall be provided in accordance with the Government's interpretation.

D. Warranties

The bidder warrants that all goods and services furnished under a contract resulting from the Invitation for Bids shall be in conformance with the bid documents and that the goods are of merchantable quality as described in the Uniform Commercial Code, Section 2-314, and fit for the purpose for which they are sold. This warranty is in addition to any manufacturer's standard warranty which may apply or any warranty provided by law, and is in addition to all other express warranties made by the bidder.

The Contractor shall provide written documentation from the Manufacturer, which guarantees items against defects in materials, manufacture and workmanship, for a period as identified below from the day of final delivery with Government for the item. Warranty Periods:

- Casegoods, including wood storage units and (excluding casters and mechanical and electrical components): 10 years
 - A. Casegood Casters: 5 years
 - B. Mechanical and electrical components: 5 years
- Task Chairs: 5 years
- Side Chairs: 10 years on frames. 5 year for the fabric, foam, and thermoplastics

Final settlement shall not relieve the Manufacturer from liability for such defects, and upon notification from Government, the Contractor or Manufacturer shall, by repair, replacement, or otherwise, place the item in a condition satisfactory to the Government in every respect. Usual wear and tear and results of Government's accidents are exempted from the requirements of this guarantee. Everything required to fulfill this guarantee shall be done without additional cost to the Government. The products or workmanship of any Subcontractor are to be covered in the primary Manufacturer's guarantee.

E. Maintenance Instructions

The Contractor shall provide Maintenance and Cleaning Instructions as written by the Manufacturer for each item of furniture.

F. Fabrics

All same pattern and color fabrics must be supplied from the same dye lot.

If moisture and stain resistant or vinyl is not standard a finish selection of the manufacturer, bidder will need to provide a COM fabric. The COM fabric will need to be included in the cost of the chair. The COM options should meet the fabric specifications found under "Fabric Grade and Construction" under each section.

G. Samples

Where a custom or special finish is specified, the Contractor shall submit a minimum of three (3) samples, (6" x 6" or larger) to match Government's control sample, for Government's approval. This may include but is not limited to wood, fabric, metal, plastic laminate, etc.

H. Installation

The Contractor shall provide manufacturer preferred installers. The bidder declares that the installer has had prior experience in the type of work required by the Contract Documents and that the installer has the necessary finances, personnel and working organization, and equipment available to execute the proposed work in accordance with the requirements of the Contract Documents. The Contractor shall identify one person from his installation crew, acceptable to Government, who shall have the authority to direct installation changes/modifications.

The contractor shall take special precautions and make all necessary provisions to protect carpeting from soiling, stretching, or other damage. Contractor is required to provide a hard surface on which to roll in heavy, wheeled equipment; so as not to cause stretching or movement of carpet.

All necessary precautions must be taken to protect the building from damage during installation. Any pre-existing damage to walls, floors, or carpet noticed at the time of installation shall be brought to the attention of the owner prior to the placement of furnishings, since such damage may otherwise be blamed on the contractor. Should the contractor cause damage, the expense of restoring areas to their original condition shall be charged to him.

The Contractor is responsible for removing from the project all the waste materials and rubbish resulting from his operations and installation including all packing cartons and debris. Removal is to occur on a daily basis. Failure to do so will result in the Government doing so and the cost thereof shall be charged to the Contractor as a deduction in his contract price.

All items shall be assembled and set in place as shown on the installation floor plan, with tops level and all dust and dirt removed. The Contractor shall be responsible for final cleaning of all the furniture items installed by his crew. Surfaces shall be cleaned, oiled or polished as required by manufacturer's instructions. All protective materials shall be removed, all surfaces cleaned of dirt, smears, fingerprints, and etcetera, leaving premises in showroom condition

The contractor shall be responsible for notifying government when furnishings are completely installed and ready for final inspection. Where adjustable furnishings or other such items are supplied, the contractor will provide the Government with descriptive literature for such adjustments.

I. Delivery and Installation Schedules

These dates are subject to change depending on construction schedule of the building(s).

The Contractor shall work with the Manufacturer(s) and its representative to establish production and delivery schedules in keeping with the dates set above.

It is the Contractor's responsibility to receive furnishings delivered from the Manufacturer and to deliver those furnishings to the job site(s) at the time of installation. Drop shipping is unacceptable and if it occurs will result in a deduction in the Contractor's contract price in the amount of cost incurred by the Government or Government's representative receiving and handling the drop shipment.

J. Damage to Furniture

The Manufacturer/Contractor is responsible for all damages and losses until the installation has been completed and accepted by the Government. The Government will judge the damage.

Damaged or defective furniture shall be replaced and/or repaired at no cost to Government.





Contractor shall provide all protection necessary to carpeting, walls, and other surfaces.



K. Payment Terms

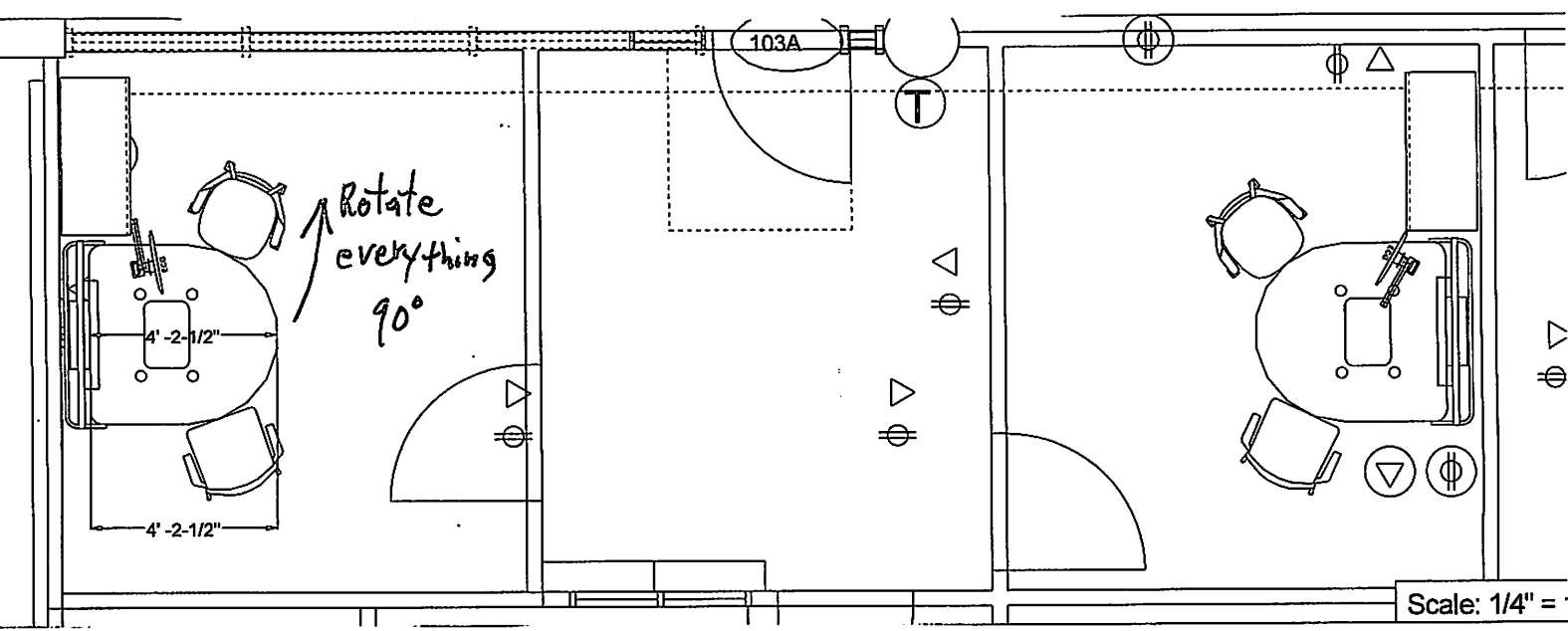
Net 30 upon installation of casegoods and seating at the project location and invoice.

L. No Advertising Clause

No written publication or photographs will be allowed without written approval of Government.

| Quantity | Item # | Picture | Description | Size | Upholstery & Finish | Unit Price | Total Price |
|----------|--------|---|--|------|---|------------|-------------|
| 2 ea | 434111 |  | Steelcase Cobi Chair, Swivel Base, Fixed Arm, Hard Casters or Equivalent | | Back: 5025 raphite, Plastic: 6249 Platinum Solid, Uphlstry: 5S25 Graphite | | |
| 2 ea | 490412 |  | Steelcase Move Chair, Plastic Back, Arms, Hard Glides or Equivalent | | Frame: 4799 Platinum Metallic, Shell: 6249 Platinum Solid, Uphlstry: 5S25 Graphite | | |
| 2 ea | CF500 |  | Steelcase Monitor Arm, Light Duty, Tilthead Standard Tilt or Equivalent | | Basic: 7018 Pewter | | |
| 2 ea | CFSPTM | | Steelcase Monitor Arm Bracket, Through Mount Application or Equivalent | | Basic: 7018 Pewter | | |
| 2 ea | CFSPWM |  | Steelcase Monitor Arm Bracket, Wall Mount Application, Wall Reverse, Application or Equivalent | | Basic: 7018 Pewter | | |

| | | | | | | | |
|------|------------------|---|---|------------|--|--|--|
| 2 ea | MT02DSD48 48T |  | Steelcase Media:Scape Table, Desk Height, Small D Shaped, Attached Totem, Maint Service 1Yr, MS Opt: No Dual Shroud, Top Opt: Lam, Top Surf, Puck: Mixed: Puck 1: HDMI Digital, Puck 2: VGA Digital, Puck 3: Display Port Digital, Puck 4: Displat Port Digital or Equivalent | 51D x 48W | Basic & Infil: 4799 Plat Metal, Lam: Gypsum Micro, Edge: Plastic 6654 Sand | | |
| 2 ea | RFL18421CP |  | Steelcase Lateral File, Proud Steel Front, 1-1/2 High Drawer/Open, Keys: Sk Plug, Counterweight Package, Base with Cscape Glide or Equivalent | 18 D x 42W | Basic: 4750 Champagne Metalallic, Lock: 9201 Polish Chrome, Laminate Top, Top Surface & Top Surface Plastic Laminate: 2921 Gypsum Micro, Pulls: Jazz Plated Metal 9211: Nickel | | |



A
1
06
MI0118ZZ-N1037263-A106-01
FURNITURE PLAN
9
ELEVATORS #13 PLANS AND SECTION
ELEVATOR #9 PLANS AND SECTION
ELEVATOR #6 & #7 PLANS AND SECTION
27-X-104
27-X-103
27-X-102
ELEVATOR #5 PLANS AND SECTION
RESERVED FOR NEXT SUBMITTAL
27-E-101
27-E-102
RESERVED FOR NEXT SUBMITTAL
27-E-103
27-E-104
RESERVED FOR NEXT SUBMITTAL
RESERVED FOR NEXT SUBMITTAL
RESERVED FOR NEXT SUBMITTAL
RESERVED FOR NEXT SUBMITTAL
27-M-104
27-M-103
RESERVED FOR NEXT SUBMITTAL
27-M-102
27-M-101
RESERVED FOR NEXT SUBMITTAL
ELEVATORS #9 PLANS AND SECTION
27-A-104
ELEVATOR #6 & #7 PLANS AND SECTION
27-A-103
ELEVATOR #5 PLANS AND SECTION AND DETAILS
27-A-102
SHEET INDEX
T&B
T
T/E
THD.
THK.
TEMP.
T.C.
thread
thickness
top chord
top and bottom
tread
out to out
not to scale

overhead
opposite
opening
outside diameter
opposite hand
O/O
N.T.S.
OHD.
O.D.
OPP.
OPNG.
high point
horizontal
handrail
height
invert elevation
inside diameter
H.P.
HORIZ.
H.R.
I.E.
I.D.
HT.
OPP. HD.
temperature, temporary
T/M
T/S
TYP.
T/STL.
T.O.F.
with
V.C.T.
W/
W
VERT.
U.O.N.
W
W
U/S
vinyl composition tile
top of masonry
underside
top of slab
vertical
unless otherwise noted
typical
top of steel
top of footing
wide, width

WD.
W.O.
W.J.
W.H.
W/O
WPT.
wood
working point
window opening
window jamb
window head
without
precast
phase
penetration
piece
plywood
plate
project, projection
prefabricated
pounds per cubic foot
pounds per square foot
roof drain
quantity
point
riser
radius
reflected
railroad
required
removable
reference
reinforcement
pounds per square inch
square feet
single
sheet
room
section
schedule
square
space
similar
stainless steel
specifications
steel plate
steel
stiffener
standard
staggered

surface
support
symmetrical
structural
structural steel
P/C
P.C.F.
PH.
PEN.
PC.
PLWD.
P.S.I.
P.S.F.
PROJ.
PL.
joint
janitor's closet
include, including
information
kickplate
length, angle
knock out panel
R.D.
QTY.
PT.
R
RAD.
REFL.
REQ'D
R.R.
REM.
REINF.
REF.
level
pound
linear feet
louver opening
long leg vertical
J.C.
JT.
INFO.
INCL.
L
K.P.
K.O.P.
LEV.
L.F.
LG.
LB.

L.O.
LLV
S.F.
SGL.
SHT.
SCHED.
SECT.
S.S.
SQ.
SPEC.
SP.
SIM.
machine
louver
meter
maintenance
louver sill
metal
masonry
mezzanine
mechanical
maximum
STL.
STIFF.
STD.
STAGG.
SURF.
SUPP.
SYM.
masonry opening
millimeter
miscellaneous
minimum
nominal
number
not in contract
metric ton
miscellaneous iron
SSTL.
manufacturer
M
MAINT.
LVR.
MACH.
L.S.
MAS.
MET.
MEZZ.
MECH.
MAX.

M.O.
M.I.
MM.
MISC.
MIN.
NOM.
NO.
N.I.C.
M.T.
MFR.
RM.
low point
L.P.
STRUCT.
STL. PL.
PREFAB.
paralell
PAR.
total load
T.L.
inches
IN.
CTR.
D
DIA.
D.H.
alternate
adjacent
A.C.T
A.F.G.
ALT.
A.F.F.
ADJ.

ABBREVIATIONS

acoustical ceiling tile
above finished grade
above finished floor

HART-DOLE-INOUE FEDERAL BUILDING

74 NORTH WASHINGTON AVENUE

BATTLE CREEK, MI 49017

DR.
D.O.
長J.
E.J.
EL.
EA.
ELEC.
DWG.

EQUIV.
EQUIP.
ELEV.
EXP.
EXIST.
access panel
approximate
Institute
between
bottom chord
back to back
A.P.
ARCH.
APPROX.
ANSI
B.E.
BET.
B.C.
B/B
ASTM
beam
block
barrier free
building
basement
bottom
BF
B.F.F.
BM.
BLK.
BLDG.
BSMT.
BOTT.
B.O.S.
Testing Material
American Society for
bottom elevation
architect, architectural
below finished floor
bottom of steel
American National Standards
F.D.
FIN.
FL.
FDN.
F.F.E.
GA.
FUT.
FTG.
FT.

G.L.
GRT.
GEN.
G.C.
GRAT.
H.M.
HGR.
H
GYP. BD.
GALV.
channel
clear
ceiling
centerline
C.
C/C
CLG.
CLR.
C.L.
concrete
column
cover
contractor
construction
C.M.U.
CONN.
CONC.
COL.
COV.
CONTR.
CONT.
CONSTR.
centimeter
CM.
continuation, continuous
connect, connection
concrete masonry unit
center to center
bulletin
BULL.
DESIGNED BY:

GENERAL SERVICES ADMINISTRATION

PUBLIC BUILDING SERVICE

OFFICE OF TENANT OPERATIONS

610 SOUTH CANAL STREET - 10TH FLOOR

CHICAGO, ILLINOIS 60607

RMI 00031 / AE 0615-18

DIM.

MODERNIZATION OF ELEVATORS

5, 6, 7, 9, & 13

hollow metal

gypsum board

girt line

finish floor elevation

floor drain

foundation

finish, finished

down spout

door

grout

expansion joint

equivalent

hanger

high

grating

general

galvanized

general contract

gage

future

footing

feet

floor

exterior

existing

expansion

equipment

equal

electrical

elevation

each

drawing

door opening

down

door jamb

dimension

diagonal

diameter

door header

detail

center

deep, depth

elevator

ELEVATOR #13 PLANS AND SECTION
BUILDING 2, 2A, 2B, & 2C FLOOR PLAN

27-A-101
27-A-105
COVER SHEET
27-G-001
27-X-101
yard
ZC.
YD.
WT.
W.S.
zinc coated
weight
waterstop
length
long
louver head
louver jamb
long leg horizontal
LGTH.
L.H.
LLH
L.J.

PROPERTY OF THE UNITED STATES GOVERNMENT COPYING, DISSEMINATION OR
DISTRIBUTION OF THESE DRAWINGS, PLANS OR SPECIFICATIONS TO UNAUTHORIZED
USERS IS PROHIBITED.

SHEETNUMBER

N

FURNITURE PLAN

SCALE: 1/4" = 1'-0"
CLERK OF COURTS (OFFICE)

107
CORRIDOR

101
SECRETARY (OFFICE)

108
MAGISTRATE COURT (OFFICE)

114
MAGISTRATE RECEPTION (OFFICE) 102
MAG. CONF. ROOM

109
TABLE

36"x48"
42"φ

TABLE
NOTES:

FURNITURE IS BY OTHERS

30"x72"

30"x72"

INTERVIEW ROOM

103

128 SF

RECEPTION

104

119 SF

INTERVIEW ROOM

105

126 SF

MAIL ROOM

106

121 SF

SUPERVISOR

113

186 SF

BREAKROOM

115

269 SF

OPEN OFFICE

112

721 SF

ADMIN

111

160 SF

STORAGE

110

82 SF

30"x72"

111

103A

104

105A

106B

106A

113

115

103A
104
105
106B
106A
113
NEW WORKSTATIONS 7'-6"x 8'-0" BY OTHERS
NEW WORKSTATIONS 6'-0"x 9'-0" BY OTHERS

-TYP 蟲溫 4
STAIR 4
124
MECH.
120
(OFFICE)
CORRIDOR
U.S.M.S.
TOILET
147
U.S.D.C.
TOILET
146
121
CELL
CELL
U.S.M.S.
119
U.S.M.S.
(OFFICE)
U.S.M.S.
122
123A
123
INT. ROOM
117
INT. ROOM
U.S.M.S.
ELEV. 3
U.S.M.S.
DOCK
U.S.P.S.
VAULT
118A
U.S.M.S.
DOCK
VEST.
CUSTODIAL
GSA
113A
113

148
STORAGE
WOMEN'S
U.S.P.S.
TOIL.
MECH.
114
118
(OFFICE)
U.S.M.S.
VESTIBULE
115
116
CORRIDOR
STORAGE
CHASE
ELEV. 2
ELEV. 1
151
CORRIDOR
105
TOIL.
153
U.S.P.S.
MEN
CHASE
STAIR 3
L.O.G.
U.S.P.S.
161
160
VESTUBLE
U.S.P.S.
149
CUST.
159
MECHANICAL
CHASE
150
VEST.
VEST.
152
STAIR 2
U.S.P.S.
SWING ROOM
162
165
STAIR
(OFFICE)

RECEPTION
U.S.M.S.
145
CONFERENCE
U.S.D.C.
144
137B
125
COURT ROOM
U.S.D.C.
143
U.S.D.C.
COURT REPORTER
MAGISTRATE
140
TOILET
142
TOILET
JURY ROOM
CORRIDOR
137A
PUBLIC CORRIDOR
126
137
CORRIDOR
COURT ROOM
MAGISTRATE
139
LAW CLERK
(OFFICE)
138
129
133
MAGISTRATE RECEPTION
(OFFICE)
CORRIDOR
TOILET
MAG. CONF. RM.
135
(OFFICE)
CLOSET
136
(OFFICE)
(OFFICE)
CLERK OF COURTS
132
(OFFICE)
131
CLERK OF COURTS
CLOSET

134
SECRETARY
(OFFICE)
MAGISTRATE COURT
141
107
MECH.
104
CORRIDOR
MECH.
106
VEST.
108
CUST.
110
MEN
VEST.
111
WOMEN
LOCKERS
154
MEN'S
U.S.P.S.
112
109
MAGISTRATE
(OFFICE)
127
WITNESS RM.
156
U.S.P.S.
102
LOBBY
U.S.P.S.
WORKROOM
155
VEST.
158
U.S.P.S.
163
SWING ROOM
U.S.P.S./L.O.G.
164
(OFFICE)
128
CORRIDOR
103
CONFERENCE
MAGISTRATE

VEST.
U.S.P.S.
LOBBY
157
101
STAIR 1
(OFFICE)
131A
CORRIDOR
JURY ROOM
USPS
42
43
39
40
37
38
AND PARKING AREA
P.O. MANEUVERING
14
15
16
17
12
NP
11
NP
P.O.
DOCK
P.O. MANEUVERING
AND PARKING AREA
46
45
44
47
36
34
35
50
49
48
51
31
32
33
29
30
52
53
28

27
18
19
9
8
7
20
21
22
23
24
6
5
4
3
25
26
2
1
A
B
1
2
3
5
6
4
FEDERAL BUILDING
C
D
E
G
F
H
7
8
9
10
12
11
EAST LIBERTY STREET
SOUTH FOURTH AVENUE
SOUTH FIFTH AVENUE
M
M
C
C
C
C

M
M
C
C
C
C
C
C
M
M
TWO WAY
ONE WAY
TWO WAY